



HSWGSA Guild News

ISSUE MAY-JULY 2026

Open Day 2026



See page 4 for names



FROM THE PRESIDENT

Welcome to our latest Guild News. We have had a great start to the year with a successful Fibre Feast and our Open Day. We have had new members enrol and lots of spinning and weaving happening.

A big thank you to all the Volunteers who assisted on these days. Without your support we would not have such a successful Guild.

Our birthday celebrations are on us again and we look forward to seeing you all on Saturday

2nd May. Please bring a shared lunch and we will have a cake.

We have a new product in the Gallery for our Felters, grateful thanks to Kaye, Kirsten and Karina for organising this. The product is prefelts in a variety of colours.

There is a renewed interest in weaving and the Why Wednesday group have weaving sessions led by Brooke. If anyone wishes to be part of this please let us know.

Rowena





MAY MEETING

The next Business Meeting will be Saturday May 2 in the Holder Memorial Hall, 196 South Road, Mile End. It is the Birthday Meeting and includes, includes guild awards, the birthday challenge and is followed by a shared birthday lunch.

The fleece, yarn, equipment sales and hire and library will be open from 9.30 to 11. There won't be any tea or coffee available due to the shared lunch. The Little Glory Gallery opens at 10.30 for members and 11 for the public. Official business starts at 11.

May is the Guild Birthday Meeting

-Please bring a plate to share for lunch. Nancy and Claire will be in charge of setting up the table so leave food with them. If you can please include a card with ingredients.

-There will not be a speaker for the May meeting as we will all be busy having lunch

-The Birthday Raffle will be drawn

-Birthday hours will be awarded

-There is a **BIRTHDAY CHALLENGE**. This year the challenge was to make a cushion cover for the guild. They are 35x40 cm and can be handspun, woven, felted or any combination of the three.



Please wear your **membership card** while at the guild to help everyone learn names, Guild Lanyards are available for sale from the Membership table or, even better show off your beaded, braided and woven creations.

It is also a requirement to show your current membership card when making any purchase with a guild discount, using the library or attending groups.

By popular demand we are bringing back the **pattern table** for the birthday meeting.

Please bring in any patterns or old magazines that you are happy to donate.

These can be any fibre related magazines or patterns. They will be available to all members for rummaging.



Buddy Bench

A 'Buddy Bench' is a place to sit if you are a bit lost, a new member who doesn't know many people yet or overwhelmed by the business of guild day. Other people at the buddy bench are friendly, willing to talk and answer any questions that you may have. The dining room table closest to the library is a designated Buddy Bench if anyone wants to take advantage of it.

May - Suzie Horne Finn
June - Bennet and Gregor
July - Lucinvale Coloured Sheep
August - Rockleigh Alpacas
September -
October - Lucinvale
November - Clarendon Angora



The Fleece Seller for the May meeting is Suzie Horne, a Finn Sheep farmer. Suzie has one of the only purebred flocks in Australia. She has raw fleece, dyed and hopefully brings some of her roving too.



Bennet and Gregor will return for the June meeting. They have merino and Corriedale batts, combed tops and raw fleece.

From the Front page

Left column top to bottom: Felicity, Barb and Lea manned the kitchen, Bella and Carol were encouraging weaving all day, Phoenix visiting Katharina on the ever-popular spindle table, and lastly the busy weaving table.



Middle column top to bottom: Fay and Dani on the Drum carders, Kathy W peeking out for the oncoming crowd, Kaye and her amazing felted sculpture which was designed to show off different techniques.




In July Lucinvale Coloured Sheep Return. Lucinvale sell a specialty fleeces, designed for spinning. They are a mix of Finn, Romney and Corriedale and range from very soft to soft in a range of colours.

Right column top to bottom: Mary S giving a popular felting demonstration, Jo K showing off her weaving, Pat, Val and Wendy are all smiles as they promote weaving.



Cast your mind back to the February meeting- it was quite warm and we were looking forward to Fibre Feast and the Summer Festivals.



Top L-R Shirley brought in some recent felting, Robyn with her handspun jumper, Felicity's woven scarf bought in Nhill. Above L-R Sharn showing off her handspun, Fay's handspun Merino carded on Open Day, Toyah's skein of Gotland, Felicity's sundyed fleece, washed in a suint bath.



Left: we had a successful Easter meeting, thank you to Barb, Felicity and Lea for organising the treats and Easter Egg hunt.

Right: Thank you to Sharn and Glenda for their informative slideshow on their recent fibre trip to Iceland.



FIBRE FEAST

Fibre Feast went ahead on Sunday March 1st, despite the inclement weather and the Guild showed up to promote ourselves and the biggest fibre event in South Australia.

There was a demonstration group, who did a fractal spin, with roving hand dyed by Mand, as an example of a handspinning technique that cannot be replicated by machinery. The girls spun a skein of yarn in 3 hours which was then donated to the raffle. below picture Enken and Mandy, below right Ali speaking to a passerby.



The 'Come and Try seats were a great success, and were busy all day with people trying their hand at spinning and weaving. Especially popular were the drop spindles.

Right: Deidre and Robyn watch over Jade's weaving while below John spins, below left Dax teaches some spinning on the Wheel.

The Little Glory Gallery stall was also busy and exceeded the sales from 2025. Popular items were finer skeins (fingering, and 4 ply) in bright colours, knitting bags and roving.





SALA

SALA

What is S.A.L.A?

S.A.L.A stands for the South Australian Living Arts Festival which showcases all forms of art and creativity in South Australia. Roughly 500+ venues become home to studios, exhibitions or workshops for the month of August. With approximately 8,000+ artists involved, there is something for everyone throughout the festival.

Has our Guild been involved before?

In recent years The Handspinners and Weavers Guild of South Australia has been an 'open studio' every Wednesday of SALA, this meant that members of the public could walk in and see what members were doing. Last year this included the Weaver Birds, with some extra volunteer spinners, felters and braiders, along with the Little Glory Gallery (LGG) open for business. We thank everyone for their time and commitment for opening our Guild to the public for SALA, this year we decided to try something different.

So, what is our Guild planning for this year's S.A.L.A in 2026?

This year's SALA will be held from the 1st - 31st of August and the committee has decided to transform the Guild into an exhibition space. The aim is to showcase our wonderful members and all they have/are creating under our roof. The exhibition will be open to the public for two days, on Saturday the 15th and Sunday the 16th of August. So, we all better get crafting!

How will it work?

All members are invited to submit pieces for the exhibition. There will be designated areas for each type of fibre craft. These items must demonstrate one or more techniques of: Weaving, Spinning, Felting or Braiding. The item can be newly made or older and of any theme/colours/design. This is a chance for members to show off their skill and artistry.

Each item submitted needs to have a tag including; Membership number, name, details (ie, fibre content, technique, inspiration). As a part of the exhibition there will be an opportunity to sell the submitted item, this is NOT compulsory. If you wish to sell your item, a price also needs to be listed on the submission, this will include a Guild commission.

To allow for setting up time, submissions must be received by the 1st of August (which is the Guild meeting day).

How can our members get involved?

We are always looking for volunteers! If you could spare some time setting up, packing up or on the day I would love to get in contact with you. Most importantly we want lots of submissions so the best way to get involved is by making/putting an item on display. Hosting a successful event like this takes a lot of time and planning so any assistance is welcome.

Who to contact?

Brooke H is your best contact, she sits on our Guild committee and frequently attends Why Wednesday from 5:30-8:00pm.

Or Email:

Info@spinweavesa.org



ROYAL ADELAIDE SHOW ENTRIES

Entires are almost open for the Royal Adelaide Show! Last year we had a good showing, let's beat that this year!

When do Entries open?

They're open now, and they close 19/6/25

How much does it cost to enter?

We're not sure yet. Last year it was \$8.25, we will find out on Friday if it remains the same this year.

How do I enter?

Online, at <https://www.theshow.com.au/competitions/handicrafts>. If you're not confident then bring your information to the Membership table at May and June meeting for assistance.

Are the categories the same as last year?

Mostly. We have a new surprise category for spinning and of course, there's the Handspinners and Weavers Guild category which changes very year. please note that THE CATEGORY NUMBERS BELOW ARE AN INDICATION, AS THEY ARE FROM 2025.

What if I don't want my name displayed

You can choose to have your work displayed as 'Anonymous'.

Why do you think it's so important to enter?

Good Question! reason number one is it a great platform for us to be able to show off our talents and work. The competition also encourages everyone to do their best work, to experiment and hopefully to push creative boundaries. The second reason is community involvement, to be able to share our passion with the wider community, and encourage others to join. It's also a fantastic way to promote the Little Glory Gallery.

SPINNING

Class 203 Spinning Perfection.

Three skeins, (50 grams each, fine, medium and bulky), handspun from any natural fibre/s, emphasis placed on perfection of spinning.
Include samples of unspun fibres used.

Class 204 Spinning/Dyeing.

One skein of no less than 50 grams of handspun yarn from any natural fibre/s with emphasis placed on dyeing ability and a demonstration of an understanding of colour theory.
Dyed skein must use two or more hues, shades, tones or tints.
Include samples of unspun fibre/s used and state type/s of dye and method/s of application.

Class 205 Spinning (Art Yarn, Creative, Novelty).

One skein only (no less than 50 grams) of handspun yarn. No restrictions.
Include samples of unspun fibre/s used, and any other elements used to construct your yarn.

Class 206 Spinning – Spindle Spun

One skein of no less than 50 grams of handspun yarn from any natural fibre/s spun on a drop/suspended spindle, supported spindle or crossarm (Turkish) spindle. If plied, must also be plied on spindle.
Include samples of unspun fibre/s used and state type of spindle/s used.

Class 207 Spinning – Grown in SA

One skein only (no less than 50 grams) of handspun yarn from natural fibre/s (undyed) - fibre must be grown in South Australia. Include samples of unspun fibre/s used and description of provenance.

WEAVING

Class 208 Weaving - wrap or scarf, woven from any yarn, any fibre content.

Class 209 Weaving - any article, using handspun fibre only.

Please include a sample and description of the fibre used.

Class 210 Weaving - any article, using any yarn, any fibre/s.

SPINNING & WEAVING - GARMENTS

- Class 211 Garment - knitted or crocheted, using natural hand spun fibre/s.**
Single colour or mixed, natural and/or dyed.
Please include a sample of fibre used.
- Class 212 Garment - woven, made from any commercial and/or hand spun natural fibre/s.**
Natural or dyed colours.
Please include a sample of hand spun fibre used.
- Class 213 Scarf or Wrap - knitted or crocheted, using natural hand spun fibre.**
Single or mixed colours, natural and/or dyed.
Please include a sample of hand spun wool used.
- Class 214 Socks. Knitted or crocheted, using natural hand spun fibre.**
Single or mixed colours, natural and/or dyed.
Please include a sample of hand spun fibre used.

SPINNING & WEAVING - OTHER ITEMS (Macrame, Kumihimo and Braiding)

Items including but not limited to Macrame, Kumihimo and Braiding.

- Class 215 Any Small Article.**
E.g. toy, tie, belt, gloves, bookmark etc.
Using any technique, natural fibre/s hand spun or commercial yarns, as appropriate.
Natural or dyed colours. Please include a sample of any hand spun fibre used.
- Class 216 Floor Rug, any technique, including hooked, prodded, rag or any other technique.**
Unspun fibre, hand spun and/or commercial yarns may be used where appropriate.
Natural or dyed colours. Please include a sample of any hand spun fibre used.
- Class 217 Woven Tapestry or Wall Piece, framed or unframed.**
Unspun fibre, hand spun, commercial yarn and/or mixed media may be used where appropriate.
Natural or dyed colours. Please include a sample of any hand spun fibre used.
- Class 218 Knee Rug or Blanket, any technique.**
Can include Rags.
Using hand spun fibre/s, dyed or natural colours. Please include a sample of any hand spun fibre used.
- Class 219 Sculptural Form.**
e.g. hat, bowl, tea cosy, toy, abstract/conceptual.
Using any technique, natural fibre/s hand spun or commercial yarns, as appropriate. Natural or dyed colours.
Please include a sample of any hand spun fibre used.

SPINNING & WEAVING - TEXTILE JEWELLERY

- Class 220 Textile Jewellery, Braiding.**
Using any fibre where braiding is the central technique.
- Class 221 Textile Jewellery, Knitting/Crochet.**
Using any material where knitting and/or crochet is the central technique. Please include a sample of fibre used.
- Class 222 Textile Jewellery, Macrame, Knotting**
Using any material where macrame, knotting is the central technique.
- Class 223 Textile Jewellery, Any Other Article.**
Using any material and technique other than where braiding, knitting or crochet is the central technique.

HAND FELTING

- Class 224 Hat or Bag, felted using any natural fibre/s.**
Dyed or un-dyed.
- Class 225 Garment, felted using any natural fibre/s.**
Dyed or un-dyed
- Class 226 Garment, nuno-felted (incorporating fabric)**
Using any natural fibre/s, dyed or un-dyed.
- Class 227 Artwork, 2D, wet or dry felted.**
- Class 228 Sculptural (3D) Form, wet or dry felted,**
e.g toys, bowls, vases.

Class 202 THE HANDSPINNERS AND WEAVERS GUILD OF SA PRIZE Handspinning and Weaving Guild 2026 Challenge

Entries for the Handspinning and Weavers Guild of SA Challenge for 2026 will reflect the theme 'Retro and Vintage'.

This can be any article that uses this theme as inspiration, be it via vintage/retro patterns or techniques, colours, items or combination thereof.

The finished article must include the use of at least one of the following fibre crafts: weaving, spinning, felting, braiding (inc. Kumihino) and may also include but is not limited to: knitting, crochet, dyeing, macrame etc.

Please include a short description of materials and techniques used and how you have incorporated the theme into your finished item.

First : \$75 Sponsored by **Handspinning & Weavers Guild of SA**

While we're on the topic- a reminder that the guild is looking for any handicraft show ribbons that you are happy to part with. They can be from any show but do need to be for a spinning, weaving or felting class. They also need to have been won by a present or past member.

The aim is that we will make bunting with it that can then be used when the guild is at shows.



From the Editor

Who can send things in for the Guild News?

Everyone can send in information, articles and pictures for the news.

If you have made something, if you think that we should spotlight an amazing member, if you want to share a talent or technique with the rest of the guild please contact me and let me know.

Our group does a lot of things, you highlight other groups in the news but not ours, why is that?

Send me photos, let me know what your group is doing so that it can be shared with the guild. The featured groups are featured because members send in pictures and information.



TAPESTRY CHALLENGE

After a successful showing The Aus Tapestry 2026 exhibition has been packed away and is moving to its next stop in Hobart.

2027 Aus Tapestry Challenge theme: Patterns

The theme for next year is Patterns.

All are welcome to enter a small tapestry no greater than 20 X 20 cms. Due date: Feb 26th.

Any enquiries, please contact Bev B or Joan H.

The current exhibition of 33 small tapestries is in Tasmania. From there it travels to Western Australia, Queensland, New South Wales, Australian Capital Territory and Victoria.

If you would like an Aus Tapestries 2026 catalogue emailed to you: austapestrychallenge@gmail.com



Right: Melinda Rankin opens the exhibition.

Below exhibition entries from Guild members.


Top row L-R 'Overland' by Elly W, 'A Snapshot' by Joan H, 'Home' by Cheryl B.

Bottom row 'Catching in my cupped hand precious raindrops...From Above' by Pat M, 'A Wash of Strength' by Bev B.





WOW! What an open day! I've only just been able to catch my breath. The Guild was open from 10am-2pm on Saturday the 21st of March for the annual open day. With every department in full swing it was a jam packed day of fibre crafting. Firstly, thank you to all our members for all the hard efforts and enthusiastic energy. (Left: spinners welcoming visitors, right Bella H with loom)



Weaving:

The come and try section of our weaving area was led by the Rigid Heddle little looms. These were a fantastic entry level and showed how portable weaving can be. Also on display were our generous members showing their skills on the floor looms located in the main hall. This definitely had members wanting to learn more. The multi shaft portable looms were also interesting and showed the possibilities of patterns with multiple shafts. (Right: Rigid Heddle small loom weaving)



Spinning:

The wheels definitely got a workout this open day. With a collection of ashford traditionals and travellers, visitors were able to learn how to make a single of yarn. Our instructors did a fantastic job as many people walked away with their first taste of their own handspun yarn. To compliment the wheels we also had a drop spindle and supported spindle come and try. Again this showed the versatility and transportability of spinning. (L & R: Come & Try skeins)



Felting:

The back hall was truly a work of art. Firstly, the stunning display/exhibition of different felted objects ranging from flowers to clothing was eye-catching. This paired with the creative demonstrations and come & try was very engaging. The 'learn to make booties' was a hit and very inspiring, same for the prefelted sheets especially with learning how to add fabric details.

Also on offer was making your own felted ball and bracelet which provided a lot of fun, it was great to see everyone shaking their containers and getting involved.



(Left to Right: Felting display, Jenny and her “how to make booties demonstration”)

Dyeing + Batt making:

Mary D’s solar dyeing using landscape dyes had everyone intrigued. Using a water and vinegar solution in a glass jar with a sprinkle of landscape dyes she demonstrated how to dye both yarn and fibre. It’s definitely a very easy method of dyeing.

Finally on offer, visitors were able to make their very own batts. The creativity and colours will make for some very unique and cool yarns or felted items.



(Left: Dyeing demonstration / Right: Roving dyed with Galah, Sulphur Yellow, Sky and Sandstone)

Also, a huge thank you to everyone who brought something for display. This included the weaving made from the floor looms, the felted exhibition of different techniques and the spinning/fibre display in the glass cupboard. We also cannot forget the tireless efforts of our Cafe staff. The exceptional cooking topped off a fabulous day at the Guild. I’m already looking forward to the next open day, happy fibre crafting all!

-Brooke



VALE


Eulogy for David Rosenberg
28 September 1950 - 16 March 2026
written by his partner Nancy Inkster

Dave was a member of the Hand Spinners and Weavers Guild for over 45 years. I know this because I met him 47 years ago and I was a member myself then. I was living in a shared household and I spent a lot of my leisure time spinning. Dave started coming around and combing wool for me. How good was that ! It didn't take him long to ask me to teach him to spin.

He loved everything about wool - its feel, its smell, how it absorbed dyes. So began his love affair with me and with wool. He was happy to sit for hours and spin, but at first was not sure what he wanted to do with the yarn he produced. He had no interest in knitting. Then his sister Jenni gave him a book on "Locker Hooking" and that was the beginning of his wall hangings.

His first inspiration for designs came from close up photographs of butterfly wings. Then it was plants in the garden. When we were teaching in Leigh Creek he took inspiration from the designs in rocks. He sketched whenever we travelled. The Buddhist imagery in Thailand became a very important theme. As did other religious images. Dave was always interested in other cultures and religions. We spent a lot of time travelling through South East Asia. He was first introduced to Buddhism when he taught the children of the Vietnamese 'boat people' while at Mansfield Park Primary School. Then later at Elizabeth Downs Primary School he connected with buddhist children from Laos.

He held exhibitions of his rugs here in Adelaide, in Bangkok and most recently in Naracoorte, the town where his sister Jenni and her husband Graham and his nieces and nephew live. The title of his exhibitions in Thailand was "Meditate on it". He saw his rugs as wall hangings that could be taken down and used for meditation or yoga. But for him, the actual spinning and weaving itself became his meditation.



The series he was working on when he died is about the climate crisis. The last rug is not quite finished, and our daughter Jane has offered to complete it. We're hoping to have an exhibition of these rugs some time in the near future. Dave believed strongly in the power of art to move people emotionally, and saw that we need to act now if we are to have a future for our children and grandchildren.

We are donating all of Dave's fleeces, spun and dyed wools and his materials and instructions for "Locker Hooking" to the Hand Spinners and Weavers Guild. We know that, as a teacher, Dave would be delighted that what he has left behind can assist others on their creative journey.



If you want to read more about Dave's work there is an article in "Textile: Fibre Forum" (volume 20, issue 4, no.64 2001) about his experience securing an exhibition in Thailand.



THANK YOU

It is important to acknowledge the effort that so many members go to to keep our guild running smoothly. If you want to say thank you to any members for something they've done for you or the guild as a whole please email hswgnewssa@gmail.com, you can add your name or contribute anonymously.

Thank you to everyone who donated fibre and equipment, we have several wheels, Mary D has generously donated two tables for looms, and to Nancy for the donation of dyes, handspun yarn and fleece. These donations are gladly received and are able to be used by members to teach and will be able to be used on future community projects.

Thank you to our wonderful community who made Open Day so enjoyable. The atmosphere and friendliness was warming and showed what a strong community we are. Thank you to all the members who helped set up on Wednesday night and who helped pack up afterwards on Saturday. It is very much appreciated. - Brooke

Thank you to Toyah for supervising at FibreFeast on the day, we wouldn't have done it without you. Thank you to everyone else for volunteering :)
-Phoebe

Another thank you to Nancy for her amazing Saturday treats. - Anonymous

Thank you to the Guild Committee, you girls are doing a fabulous job changing and developing the Guild. I look forward to seeing what you come up with next.

-Anonymous



NATURAL DYEING



Only three subjects from my garden this time, and once again using 10 gram skeins and alum/cream of tartar mordant.

Top to bottom: 15 grams semi dried apricot tree leaves

33 grams of twigs and needles from a “mystery” native shrub

30 grams peach tree bark, in small pieces and subject to a really long soak.

I’ve had the mystery shrub for at least 30 years, and have been unable to ID it – in all that time it hasn’t flowered and an image search has failed me for once.

The peach bark soaked for ages, because it got relegated to a corner and was forgotten!

The other two skeins are the first attempt at dyeing with cochineal. The bag of cochineal insects has been in the cupboard for ages. I used a heavy mortar and pestle to grind them into a powder before transferring the dye stuff to the jar. The top red is the result of 2 grams cochineal to the 10 gram skein and a mordant of alum and cream of tartar, all in the same jar. The purple skein also used 2 grams of cochineal but with a mordant of alum alone. This result was quite a surprise!

Lots of colour was still left in both solutions, so a trial run with a skein of cotton was in order. First mordant with tannin (1 Green teabag* in 1 cup of water, brewed, then more water added to fully cover the skein). This combination was heated, then left overnight to cool and then dried. Next the skein went into the left-over solution from the red skein, adding a half quantity of mordant solution resulting in the strong pink. It’s interesting that the wool tie that I used just to see how it turned out came out a soft orange!

The leftover solution from the purple skein I used to dye 15 grams of silk caps which were pre-mordanted with alum and cream of tartar. The result is a pink similar to the cotton skein, but isn’t available to photograph because it’s still drying. Unfortunately. Next time, if I remember.

*Green tea has approximately 3% tannin as opposed to regular black tea which has 9% -ish

-Jill B



GUILD GROUPS



Above, the jumper gang show off Robyn D, Carol, Mary S and Mignon.

Below left: Tussah spindle spun woven scarf. below right: Finish it February dyed Romney and handspun Romney by Sharn.

Far Below: Jumpers knit by Norma, felting Kathy W and Fay's goodies from Japan.



Felt Collective

Meet on the first Wednesday of the month from 10.30. Bring materials, equipment, lunch. Contact Kirsten kohlhabersurikow@gmail.com

First Saturday Social

After the Guild meeting on the first Saturday for a chat and craft. All welcome; spinning, weaving, knitting, crocheting, felting, braiding or dyeing.

Spin to Make

Meet on the second Saturday of the month. 12-3.

Spinning Get Together

Group meets every Tuesday 9-1. Spinning skills are taught, beginners please arrive at 9.30.

Sun Felters

Meet on the third Sunday of the month from 9.30am. Basic skills required, bring your own materials and equipment. Contact Helen for more information 0428 459 672.

Weavers Anonymous

A problem solving group who meet at alternate Guild meetings or via Facebook.

Weaver Birds

Group meets every Wednesday 10.30-2.30. Bring your portable loom or other equipment or book a Guild floor loom.

Weavers Study Group

A working group at the Guild meeting in Feb and Aug to exchange samples.

Why Wednesday!

Meets every Wednesday 5-8.30. We come directly after work so bring dinner and have a chat before we get started. All crafts welcome, and we're happy to get people started spinning.



New Weaving Groups

Why Wednesday

Is now hosting an informal rigid heddle weaving group every second Wednesday night. Starting at 6pm, everyone welcome. Next meeting 3/5/26.

First Saturday Social

Saturday afternoon after the Guild meeting the First Saturday Social is going to start using some of the Guild 4 shaft looms. No experience necessary, Starting from no experience.



top left: Kveta's cardigan and Robyn's blanket for Finish it February. Top right Kathy W's tie dye and left Tanya;s felted bowl, Marina's machine knitted top, and a tatted piece finished by Lydia.



Left: Jade in her first handspun jumper.

Below Dax's handspun being put to good use in a bowl.



Please remember that the Ashford wheels in the main hall are all available for use while at the guild. BYO bobbins and fibre, and there's no need to lug a heavy wheel to the guild every week.



A Reminder

Please leave the guild clean after groups. Make sure you have time to do a check before leaving, especially looking for:

- Any spills on the floor
- Any dirty spoons around the kettle
- Any mugs in the sink
- Any fleece on the floor or dirt on the tables
- The trading table is in order and not left a mess
- The bins, do they need emptying.



SURVEY

We did a full guild survey in 2024, it covered the current state of the guild, membership and gauged opinion on possible future direction. It's now been 2 years and we have changed, and adapted, so, time for another one!

A new survey will be sent out this weekend, there are less than 30 questions (I promise) and the majority of them are multiple choice.

What are you going to use the data for?

It will be used if we need general information on the guild when applying for grants or subsidies. It will also be used in conjunction with the more specific questions to inform Committee decisions.

Will it be anonymous?

Yes, the survey is 100% anonymous. Only I (Phoebe) will have access to the original data, it will then be collated into tables and graphs. If you are filling in the survey on paper please do not add your name. The reason it's anonymous because we do not need to collect this information about individual members, we're looking for a snapshot of the guild as a whole at this time. It's also important that members can feel free to give their honest opinion on what is working at the guild and what needs to be further developed. I will repeat that this survey is anonymous and we are looking for member opinions and ideas for going forward.

The survey will be emailed out this weekend and we will have printed copies at the guild, please fill it



CONTACTS

The Guild is now using email as our primary method of communication. Emails can be read by multiple people, they are efficient, professional and can be kept track of. It also means that anyone taking over volunteer roles can also follow communications and procedures as the email addresses follow the role.

Guild Email addresses

- The main email address, to contact The Committee, Fibre Sales, the LGG Committee, Equipment Sales, donations or the Library is **info@spinweavesa.org**
- Memberships **hswgmemberships@gmail.com** *Please note that this email address has changed*
- Workshops **hswgworkshopssa@gmail.com**
- Guild News **hswgnewssa@gmail.com**

If anyone asks please feel free to give out these contact details. However, please (if you have them) do not give out any personal email address or phone numbers for guild members without their express permission.

Pictures from Carolyn's recent Felted Slippers Workshop



Below: the results of Mary S' Nuno Felt Scarf workshop.





DATES TO REMEMBER

May	<p>1 Entries Open for Royal Adelaide Show Entries</p> <p>2 May Birthday Guild Meeting</p> <p>9 Stroobra Socks Workshop Day 1</p> <p>16 Stroobra Socks Workshop Day 2</p> <p>23 Stroobra Sock OWrkshop Day 3</p> <p>23 Adelaide Hills Guild Open Day</p>
June	<p>2 Crochet Socks Worksho Day 1</p> <p>6 June Guild Meeting</p> <p>16 Crochet Socks Workshop Day 2</p> <p>19 Entries close for Royal Adelaide Show</p> <p>21 Gumeracha Spinners' open Day</p>
July	<p>4 July Guild Meeting</p> <p>4 Tour de Fleece Starts</p>
August	<p>1 August Guild Meeting</p> <p>1-2 August Aldinga and Sellicks Spinners' Open Weekend (Please note it will be at the Aldinga Shopping Centre, change of venue)</p>
September	<p>Royal Show</p> <p>5 September Guild Meeting</p> <p>19 September Spin in Public Day</p>



Unveiled at the February meeting- Lea has kindly painted a Spinning wheel for us to lure people into the Guild.

Please put this wheel out when your group is meeting so that people know that we're open and that they are welcome to enter by the back door.

This is especially aimed at the groups who meet when the Little Glory Gallery is closed.



NOTICEBOARD

Advertising second hand equipment at the Guild

There is a policy that personal equipment for sale cannot be advertised at the guild. This means no flyers on tables or on the noticeboard. The committee have decided that members can advertise in the Guild News for free on our online noticeboard (this page). This does not have to include only equipment, it could be any goods or services that are of interest or relevance to members.

The role of the Guild (or Guild News) is to connect buyers and sellers, we will not be able to check anything and will not be directly involved in the sale. Please note, this is not for businesses, there is still a fee for business advertising.

Email guildnewssa@gmail.com if you would like to advertise.



Selling my **Majacraft Little Gem**, because I rarely use it.

It's a beautiful wheel to spin on which I bought from Wendy Dennis at Tarndie. I've only used it a handful of times at spinning camps because it's portable, but I just prefer the single treadle on my other wheel.

Comes with carry bag and four standard bobbins, the Wild flyer and Wild bobbin (jumbo), manual, wax.

Retail price for the lot is \$1815, I'm selling for \$1190. This is all you need to get going on your spinning journey. I won't spilt items or freight interstate.

Contact Ali on 0422760363

Hazel Spinning Wheel

Made from Indonesian Mahogany, and Red Gum was used for the hubs, locally made by David Turner the wheel was named after his wife "Hazel", comes with 4 bobbins and lazy Kate, \$200 ono

Pick up is Seaford Rise. Selling on Behalf of Marina Monarch

Email: LynnC57@gmail.com If you have any Questions.



E-spinners for sale in the Equipment Room. 1 Ertoel Electric spinner and 1 Sheridan. Both have 3 bobbins included. \$300 each, they have been tagged and tested so can be tried out at the guild



Knitting Machine Singer Memo Matic 321 with Ribber

Singer Memo Matic 321 with Ribber in GREAT condition. Very clean! 4.5mm. Has knitter and Ribber (complete) Please see photos of tool kit as a couple of spare bits are missing? \$550 ONO

Pick up is Seaford Rise. Selling on Behalf of Marina Monarch
Email: LynnC57@gmail.com If you have any Questions.



Adelaide Hills Hand Spinners & Weavers Guild

OPEN DAY

SATURDAY 23rd MAY, 2026

10am - 3pm

PEACE MEMORIAL HALL, 75 Princes Highway, Littlehampton

Free Entry

'Tea / Coffee & Cakes' or 'Soup & Bread' \$8 each

***A Come & Try
experience
of Spinning
and Weaving***



Unique clothing, accessories, beautiful natural hand dyed fleece, fibres, hand-painted rovings, yarns, quality bespoke handcrafted items, equipment and raffle tickets for sale



Below The Guild now has Spinning Wheel Maintenance kits, including a handmade bag for keeping everything close while you spin.

It includes everything needed for Spinning wheel maintenance, and is suitable for all wheels.



Weaving Classes with Bev Bills

Beginners to advanced 2, 4, 8, 16 shafts, inkle, rug and tapestry weaving.
Various yarns available, wool cotton, some linen and seine twine for tapestry weaving.
Classes at Studio B, 5 Whaddon Rd, Brooklyn Park, Mon 9.30-2.30, Sat 1-4.
Contact Bev on bbills@bigpond.net.au, 0415 616 900 or 8443 6102



Government of South Australia

This Guild News was Kindly printed by the Hon. Tom Koutsantonis MP, Member for West Torrens **23**