



HSWGSA Guild News

ISSUE DEC 2025-JAN 2026



Show and tell heroes: clockwise: Mary and her 3D art, combining fine art and felting, Ali G tells us about her brand new official tartan, 'Coorong Pelican', Carol's intertwined wreath and Kate and Janet have a rest after a busy morning on Janet's rewoven director's chairs.





FROM THE PRESIDENT

Welcome Members to the final edition of the Guild News for 2025.

As we wrap up the year, I want to express my heartfelt appreciation to each and every one of you for your support, creativity, and friendship throughout 2025. It's been wonderful to see so many new faces join the Guild, and to witness long-time members continue to inspire and guide others. The sense of community and shared passion for our crafts has been the highlight of the year for me, and I'm grateful for the role you all play in making the Guild such a special place.

As we close out 2025, it's important to acknowledge the dedication and hard work that has gone into keeping our Guild thriving. The camaraderie and collective effort shown by everyone have truly made this a memorable year. With new projects on the horizon and more opportunities to get involved, I'm excited to see what we can achieve together in 2026.

Starting next year, the Guild News will be released every three months. This means you can look forward to seasonal updates packed with all the latest news, upcoming events, and highlights from our members. We hope this new schedule will make it easier to stay connected and up to date with everything happening within the Guild. We are also keen to hear your ideas and feedback about how the Guild News can best serve you in this new format. If you have suggestions for content, stories you'd like to share, or upcoming events you'd like included, please reach out to the Committee. Your input will help ensure that our newsletter remains relevant and engaging for everyone.

I would also like to extend a special thanks to those who participated in the recent working bee—your energy and commitment ensured that our shared spaces are not only better organised but also more inviting for everyone. These improvements will make it easier for members to find resources, access equipment, and enjoy a more pleasant environment during Guild activities.

This Guild Day we are having a shared lunch so please bring something delicious and festive for us all to enjoy. We celebrate another successful year at the Guild with growing membership and many more activities. To add to the festivities, we'll also have a small raffle during the lunch, with some great prizes up for grabs. It's a fun way to share a bit of joy and raise some funds for future Guild activities. Everyone's welcome to participate, so don't forget to bring a gold coin for your ticket.

Don't forget the Picnic in the Park on January 10th. If it is hot we will be in the Guild.

As we wrap up the year, I encourage all members to take a moment to reflect on the friendships and skills we've developed together. It's been wonderful to see so many new faces at our gatherings, and the enthusiasm for workshops and group projects has really lifted the spirit of the Guild. Let's continue to support each other and keep the creativity flowing into the new year.

-Rowena

HSWGSA at Fibre Feast 2026

After a successful 2025 at Fibre Feast the Guild will again have a stall and are currently seeking volunteers to provide demonstrations. We are also seeking ideas for demonstrations.

Fibre Feast 2026 will be held at Blackfriars Priory School on Sunday 1st of March.

If you would like to volunteer or have any ideas please contact hswgnewssa@gmail.com

Aus Tapestry Challenge

The theme for the 2026 challenge is 'above'. Participants are invited to create a small tapestry on this theme: any size or shape up to 20cm x 20cm. It can be as abstract or as realistic as you like or something in between.

For more information and the entry form please look at the noticeboard.

For any enquiries contact Joan H at austapestrychallenge@gmail.com



Fabrique is hosting a community exhibition for the Adelaide Fringe Festival in 2026, the title is Ties: The art and process of knotting.

for more information and if you would like to be involved please click

<https://fabrik.org.au/participate-in-ties/>



DECEMBER MEETING



The December meeting is this Saturday, Doors still open at 9.30, there will still be coffee, tea, equipment sales, the Library will be open, and there will be fleece fibre sales. The Little Glory Gallery opens at 10.30 for members and 11 for the general public. The meeting may start earlier (normally 11) as it will be longer than normal.

Shared Lunch

For the Christmas meeting we will have a **shared lunch** after the meeting.

Please bring a plate of food to share and something to serve it with. Something seasonal and festive is appreciated as we celebrate the end of the year together.

Give your plate to Nancy and Claire in the kitchen when you come in, as they are handling logistics. It would be appreciated if you could include a card listing any dietary restrictions catered for in your dish (vegetarian, vegan, dairy-free, egg-free, gluten-free). There will be cards available. Christmas lunch will be in the main hall this year.

Christmas Raffle

The annual Christmas raffle will be running.

1 ticket \$2

3 tickets \$5

If you can't make it to The Saturday meeting tickets will be on sale at groups all week.

Foodbank donations

Donations of dry goods are being taken

Library

You may notice some changes in the library this month, a few intrepid individuals spent the committee working bee moving things around and adding more shelving.

Please come and spend some time browsing this meeting, and make use of the extra space.

A thank you to the gallery checkers for agreeing to move on Saturday mornings so that we can have more of a focus on this amazing resource.

Calling all Members

This year we have decided to start a holiday tree. It will be on display in the cabinet in the guild hall for December.

Please bring along a home made decoration to inspire and awe the rest of us; handspun, felted or woven.


If you need your decoration back let us know, otherwise we'll keep them and use again next year.

The ultimate aim is to have a piece on display from every member.



Month	Fleece Seller	Speaker
December	Radstock Romney (New Seller) and Judy Roberts Alpaca (Unfortunately unforeseen circumstances have meant that Judy won't be able to join us at this meeting)	Leslie Brewer- Romney Sheep

December Fleece Seller and Speaker: Leslie Brewer - Romney Sheep



This month we have a new fleece seller with a new fleece -Romney.

'Romney is the fleece most likely to be voted president of the Wool High School senior class. It can't do everything, but it is an all-around good citizen and extremely versatile, with personality and charisma. It's a classic, for many good reasons. Because Romney are now found in many geographic regions, breeders can closely adapt their flocks to the environments. The wool reflects some of these environmental factors, but the fibre characteristics are similar enough for textile workers purposes...Romneys produce wool in a range from moderately coarse to fairly fine. The fibre belongs to the Longwool family, but its finer than most of the other longwools to feel like a cousin, rather than a sibling.'

-Deb Ronson, The Fleece and Fibre Sourcebook p110-11

The fleece is long (4-8 inches) and lustrous with well-defined, uniform crimp that hangs in distinct locks. It takes colour beautifully and is easy to work with.



top: this lambs fleece took out champion at the 2024 Adelaide show, beating the merinos!



Fleece will be sold as whole- and prices will range from \$30-\$60. Depending on size people might want to share a fleece. if so, bring a bag with you.

If you are interested in buying fleece please note **cash** is requested as card payments will not be available (a reminder that there is an ATM at the servo across the road).

Leslie will also be our guest speaker at the December meeting and would love to answer your questions.



NOVEMBER MEETING

November Guest Speaker: Skein Machine

At November's Guild meeting we were lucky enough to have Matt, from Skein Machine, as our guest speaker. Matt and his partner, Mark or Jamo, have a community focused shop meaning many of their products are made by local SA crafters. Their shop is home to an array of artisan products, ranging from hand dyed yarns to crochet jewellery. However one of their main products is called 'The House Dye'. This is Jamo's contribution to the collective. His passion started after a health complication which left him seated for a period of time, which didn't suit his personality. To buy time he took up knitting and later dyeing, which soon took over the house. Looking to expand their passion, and to make room in their house, the shop front in Eden Hills was opened.

Skein Machine has expanded rapidly, recently taking over Blackwattle Colourways. With having to learn 300+ dye recipes this is one of their biggest ventures as they try to replicate the product people know and love. Matt also brought in some of Jamo's famous shawl patterns. On display was a knitted shawl using the technique of 'shadow knitting'. This was very unique as the pattern looks rather flat, but when moved side to side the image changes and has more of a 3D effect.

Matt talked about the technique and explained its rather a content heavy pattern and particularly fun for those who love chart knitting. Many of our members looked at the other patterns on offer and shawls on display so I am looking forward to seeing what is created as the presentation was full of inspiration.



**CLASSES - YARN - NEEDLES
NOTIONS - GIFTWARE - ROVINGS
LOCAL HANDMADE PRODUCTS
INDEPENDENT DYERS & MORE !**

aShford
WHEELS & LOOMS
AUTHORIZED DEALER

ravelry
ENABLED STORE

November Fleece Seller: Clarendon Angora

Clarendon Angora brought their beautiful fine super lustrous mohair to the November meeting.

Clarendon Angora focus on ethical production of mohair and are based in Clarendon, South Australia



OCTOBER MEETING

The October Guest Speaker was Charmaine from Yarnarama who has the largest range of needles I have ever seen, She is also one of the organisers of Fibre Feast and has been very supportive about having us be part of it.



October Fleece Seller: Lucinvale Coated Spinning Fleeces

Lucinvale were back again in October with their beautiful spinning fleeces. Their sheep wear a coat all year round to protect the fleece from dirt and seeds making it perfect for Spinning.

They are based just out of the small town of Mt Bryan in the Mid North of South Australia.





OCTOBER MEETING



above: front, the final Sheep to Shawl shawl from guild team 'twisted', behind; Hills team and finally the Guild team 'Wool Sniffers'

The October meeting (also the AGM) was a buzz of activity, we had the hall filled with fleece sellers, new membership secretaries, the final Sheep to Shawl shawls and Show entires. Thank you to everyone who brought something in to share and to everyone who attended.



Top: Lindy and Louise admiring the Shawl winners. above: the new membership secretaries (Toyah and Robyn) were very in demand
Left top: Adelaide show entries
left: more entires





MEET THE COMMITTEE

Introducing the HSWG committee, and officers as decided at the 2025 AGM. Welcome to both new and returning members. If you would like to contact the committee please email info@spinweavesa.org.



Rowena Wiggins – President

My reason for joining HSWG was to meet people with similar interests and improve on my skills. I am a knitter and spinner but also dabble in other fibre crafts. I learned to spin and weave at evening classes in the UK in the 1970's. I enjoy all the workshops that are provided and have found new skills in felting. Since retiring I can spend more time on honing my skills and spend my days in pure bliss with yarn in hand. Knitting is still my passion.



Robyn Dennis – Vice-President

Robyn has managed to dodge writing her bio again this year, but don't worry I'll get her next year.

Felicity Brake – Secretary

I grew up on a farm near Hamilton in Victoria. It was a hobby farm, but we managed to have 1500 corriedales and merinos on 165 hectares. My mother was an art and textile teacher at the local high school and took up spinning in the 1970s. She taught me as she learned. Mum's wheel was a traditional Huon pine Gaspero, which I remember took at least a year on order. I inherited it and have managed to find a jarrah Gaspero Alice upright, which is more portable and lovely to spin with. My favourite type of spinning at the moment is novelty or art yarn. I also have a Country Spinner, the electric version of which I am still undecided about.

I love spinning to the point of not knitting. I recently had the opportunity to try machine knitting, with the goal of using my chunky homespun. So far I've managed two socks with commercial wool, and Deidre assures me that the large holes around the heel can be reduced ... I am not so sure. I love our happy Tuesday spinning group and look forward to seeing everyone each week.

I have two adult children. They and my husband are accepting of all crafts and the associated paraphernalia. There is a little tit for tat, as we also have 23 bicycles and loads of helmets etc., which comes from being married to an aerodynamicist specialising in go-fast bikes. I studied Science and have an MSc and a PhD that I finished 8 years ago. I love to help in the organisations I am involved in and volunteered for the various Parent Associations as our children grew up. I am currently a Councillor for Cookery at the Royal Adelaide Show – an involvement that began seventeen years ago when I offered to help.





MEET THE COMMITTEE



Committee Member – Kirsten Ohlhaber-Surikow

My professional background is language teaching, but all my life I have been interested in wool. When I came to Adelaide, I discovered hand spun wool and bought a spinning wheel. I did a short course for beginners, but I didn't really take to it. Life got busy professionally with little time for craft. When I retired, I turned my attention again to wool and re-joined the Handspinners and Weavers Guild and properly learned how to spin. I was introduced to felting through one of the members of the spinning group and was almost immediately 'hooked'. That was four years ago and since then I have been a member of our Wednesday felters group, now renamed: The Felt Collective.

Committee Member – Sharn Rowland (Workshops)

My Nan taught me the basic knitting stitches at the age of five and I made the traditional wonky scarf for a doll. My creativity was put on hold for a few years until my early teens when I found a pattern for a cabled 'bobble hat' in a book of crafts. That started a lifetime interest in all things woolly. I *had* to learn how to spin because it was less expensive to create my own yarn, and first joined the Guild in the 1970s. Retirement has been wonderful, allowing me to indulge my creative urges and I have dabbled in natural dyeing, other forms of dyeing, felting, fancier knitting and travel to a few workshops and courses. Rigid heddle weaving is next! I volunteered as workshop co-ordinator because I consider it an important role within the Guild and to assist members to pass on and share their knowledge.



Committee Member – Fay Harding (Fleece sellers/Maintenance)

I have been crafting since three years old – knitting, sewing and embroidery. When I asked my mother to teach me how to crochet she replied, 'You know enough already!' I replied, 'OK I'll ask Auntie Irene,' (my mother's sister) which is what I did, so then I learnt crochet as well. I have been a member of the Guild since 1980. I've been a Committee member for a few years in the early 80's and again over the past few years. I have been a Gallery Committee member since the late 90's, then Treasurer since 2000 and currently continue. My first love is hand spinning but at one stage I managed to fit in some weaving on a rigid heddle kit which I purchased for \$20. It fits in a small cardboard box and is assembled by screwing the pieces together, has plastic heddles and, so far, has worked fine for me. But, I have a larger box containing a much larger loom and plan on unpacking that and having a go on that in the not too distant future.



Relatives on a farm at Kaniva had a flock of coloured sheep, seven of which were mine. We commenced with corriedale/merino cross but bred with a few different breeds. Our sheep were 'Heinz Variety' but we were breeding them for spinning and it worked well. I still have some fleece from then (over twenty years ago) which will just require a bit more work for spinning. Back in the 1980's the Guild held a fashion parade showcasing items we had made. I received 1st prize for a short sleeved cardigan I had knitted from my hand-spun yarn. I think the prize was donated by the Commonwealth Bank. Apart from the above I continue to bushwalk, travel and occasionally fit in some 'bird watching'.



MEET THE COMMITTEE

Karina Irvine - Treasurer



I started at the HSW Guild as Treasurer 7 years ago. At that time I was crafting my skills with my Mum as a felter and attending the Wednesday felting group.

I enjoyed going annually to the Grampians textures to expand my knowledge and doing workshops in all different kinds of felting techniques.

My proudest moment was in 2017 when I won the Scarf of the Year at the National Wool Museum in Geelong.

Life has become busy over the last few years and I am hoping to settle back into my studio and start creating again.

Alison Byrne -Committee Member (Library)

I've been interested in textile crafts for as long as I can remember and learnt to knit, embroider, and make bobbin lace as a kid. Like many, I gave it all up during my teenage years but came back to knitting in my mid-twenties, just as knitters from around the world were finding each other and forming a virtual world-wide knitting community on the internet for the first time. Fast forward fifteen years, I joined the guild in 2019, hoping to learn to weave and meet other like-minded souls. It didn't take long before I caught the spinning bug too, and four spinning wheels and a house full of fleece later, one could say I'm well and truly hooked!



My other lifelong passion has been for books, so taking up the role of Guild Librarian earlier this year has been the perfect way to combine my interests. I currently work part-time as a bookseller, and have recently started studying towards an MA in Archaeology, with a focus on ancient textiles and textile production. I'm looking forward to a productive year ahead as a member of the Guild committee as we strive to continue to keep the ancient crafts of spinning and weaving alive and well into the 21st century and beyond!



Phoebe Grieve -Committee Member (Guild News)

Several years ago I joined a fibre co-op as a knitter. Well, the evil ladies there introduced me to the dark art of dyeing and since then I've been unstoppable, falling further and further into fibre arts. I'm still enjoying finding more fibre and ways to use it. There is no end to what you can make and how you can make it. I love being part of the guild, it is a unique place to meet other people with a shared passion and to share and learn from each other. The internet is good but there is nothing like talking and sharing in person. And because I'm the editor I'm going to cheat and use this group picture of the committee from the October 2024 AGM.



MEET THE COMMITTEE

Committee Member - Brooke Hewitt

Hi everyone, I started crocheting during Covid when I was locked down in year 11. Soon after I discovered how hard it is to buy nice yarn, this is when I saw the Handspinners and Weavers Guild. I joined the Why Wednesday group and have been hooked ever since. My parents are in full support, even making the trip over to Bendigo for the Wool and Sheep show on their own accord. They even recently purchased me a Twisted Sheep e-spinner as I spend a lot of time traveling around Australia. Before Covid and fibre I raced motorbikes and speedway cars. Fun Fact: I own 7 motorbikes, 4 for dirt and 3 for bitchamen. Since starting my professional career in finance I have stopped competing as much and have become a mechanic/crew member which means lots of knitting or crocheting to calm my nerves.



My role lately at the Guild has been developing our social impact. I am 20 years old so I am all about the photo ops and videos. The community we are a part of is just amazing and needs to be showcased. Due to everyone's support I was able to achieve my first win at the Royal Adelaide Show, which I am rather proud of after entering for numerous years with no blue ribbon. I think it shows how much my skills have improved due to the feedback from Guild members. Recently I have started venturing into the world of microwave dying and Rigid Heddle weaving, thanks to the Wednesday night crew. If you see me around be sure to say Hi.

Committee Member - Kathy Wylde

I am an artist with a love of colour and creativity. I joined the Hand Spinners & Weaver's Guild about 18 months ago as i was considering semi retirement and my Mother suggested I take on her tradition.

I began with felting workshops and loved 'feeling the felt'. I then learnt to spin on Tuesday mornings and then completed an 8 week beginners course. I was hooked!

Since then I've explored natural dying, knitting and weaving. I've joined the Felt Collective to learn pre felt and garment construction.

I'm a member of the Guild Committee, serve as Equipment Officer and in charge of the Trading Table.

Being part of this warm and talented community continues to inspire and encourage my creative journey.





SHOW AND TELL



In 2024 the Weaverbirds challenged themselves to create a woven tartan, Ali B took hers one step further and applied to have it included on the Scottish Register of Tartans. Here it is, the official Coorong Pelican tartan.

Rigid heddle weaving by Brooke Black weft handspun Lucinvale coloured warp Bendigo Wollen Mills

Xmas star inspired table runner woven using the "Pick up stick method". White and green both wool from the stash.

My 1st ever weaving projects, feedback is appreciated.



Shirley has been getting ready for next years beaniefest, with two beanies handspun and knitted from alpaca and sari silk, and two felted hats, the one on the left with a felted eagle.

Help is appreciated, thank you

Can we all be aware that some members may need assistance to unload their car on Guild days or Tuesday spinning days. Please ask for assistance if required. Maybe ring ahead in the day? I was given help to load my spinning wheel into my car when I was a newbie & greatly appreciated it.



SHOW AND TELL



Carol's wreath (front page) represents intertwined vines, with a tin roof and wool in the paddock fence. natural dyed, including rhubarb. She also did these pillow covers which the blue is Adelaide beaches, and the yellow is the sunset overhead.! Cotton with a linen base and handdyed silk.

Janet's G&T chairs, done as part of the krokbragd weaving challenge 'match the house' in yellow and green, and with the footstools (front page) look like a very comfortable way to spend a Saturday afternoon.



Left: Bella was spotted (by this eagle eyed reporter) wearing this echo weave cowl. The warp is multicolour while the weft is a single colour. silk.

Front Page: Mary showed (to some delight and awe) her 3D painted picture, a deft combination of fine art and felting. If you want to see more of Mary's work, one of her felted artworks is now hanging in the library.



YARN TABLE UPDATE

So a few changes have been made to some items in the Yarn Cupboards. First of all I no longer have supplies in the single white cupboard next to the Basketry cupboards. After a big shuffle and rearrangement the Trading Table now has been allocated this. Bendigo Woollen Mill, Bennett and Gregor and the remaining rug yarn is now in the main cupboards.

The biggest difference is there is no longer any yarn in the cupboards. This morning during our working bee, it was put all out onto the tables, priced and bagged. It has not been accessible for far too long. Very little interest shown. You really couldn't see it, stuck way up on shelves. It has been there before my predecessor, so 23 years plus.

A bag will be put out onto the Trading Table before each Guild Saturday. The Yarn Cupboard would have only been opened on that day to see the Yarn anyway. If your interested, you will need to get there early. The Trading Table will have one of the volunteers attending it. Remember I have the Square if you don't have the right change. So save your coins as there is no float available on the Trading Table.

We have two large industrial bobbins. In the past you could take them home and wind off some and give a donation. I haven't done this since taking over. I did personally wind off some for another member, but won't be doing that again as I have shoulder issues.

In future if you want some bling in your weaving project, bring your own bobbin and winder and donate a gold coin per bobbin. There is gold and silver thread. My focus will be on dyes-Landscape and Earth Palette, Rovings- Nundle Woollen Mill, Bennett and Gregor and First Edition when I can buy it.

I still have felting batts from Bennett and Gregor, some AAA Mulberry silk, Mulberry silk and Tussah. There are plenty of silk caps available. Plenty of the First Edition coloured silk which comes in a variety of colours.

Mary and the Team





WEAVERS ANONYMOUS



On Alternate Guild Days the Weavers Anonymous group meet to share knowledge and discuss techniques. At the October meeting I sent an intrepid member undercover to find out more about what they do, they returned with these pictures of 'Krokbragd', a traditional Scandinavian weaving technique.



We have also found out about the next technique to be tackled: Sashiko Weaving (with some assistance from Kate, the group convener)

The Anonymous group has decided to try their hands at Sashiko. Normally Sashiko is done as an embroidery technique, but it is possible to do it on a loom. Preferably and 8 shaft loom. We are going to attempt to design our own sashiko and then take it a step further and make a garment. (We might even have a sewing workshop). If this is successful, we will parade these garments at a monthly guild meeting...towards the end of next year!!! It will be our first venture in designing a 'sort of' weave structure.

Our next meeting (6th Dec) will be about this design process and possibly using Fiberworks as the design tool.

Just to remind everyone, this group is open to any guild member who would like to be involved. We meet in the Gallery space @ 9.30 before the monthly meeting. Come and join us. We do as much talking about weaving as possible.



JILL'S DISPLAY



You may have seen Jill's amazing display of natural dyeing in the guild hall over the past two months. Like any scientist she has carefully labelled every sample with what was used and any mordants or modifiers used

Jill is a long standing guild member who I think I can safely say has forgotten more about natural dyeing than I will ever know. She has generously written an article for just about every Guild News edition for the past two years (it's passed so quickly!) She very kindly agreed to provide this display and answer some of my questions (not an interview, I promise!)

What Fibre craft is your favourite?

First love spinning - it's calming - hard to do it if not relaxed. Second Dyeing - natural or otherwise. We have to have some colour in our lives. Then it's all the other textile crafts, particularly the "archaeological" sort, the more obscure the better.; All varieties of looping. . . nets. . . narrow bands, anything from pre-Columbian South America - so much achieved with so little, always fascinating.

What books would you recommend?

Dyeing

Indigo, Madder and Marigold - Trudy Van Stralen
Wild Color - Jenny Dean

Knitting

Splendid Apparel - Anna Zilborg
Patchwork Knitting - Horst Schultz

ID of Plants

Plants of the Adelaide Plains and Hills - Gilbert R. M. Dashorst
Native Trees of South Australia - C. D. Boomsma

There's also Mary Black's The Key to Weaving - the first one I bought, still with me and still useful - a good grounding.)



What is your favourite 'mistake' with natural dyeing? And on the other side, what is your go to, old reliable dyestuff?

No such thing as a mistake - it's just an opportunity for creativity, it tends to involve some hasty research on what went wrong, when apparently following a 'recipe' exactly. A good example is trying to make indigo work with more off the wall ingredients.

Old reliable - Eucalyptus cinerea of course, and walnut , but if orange or brown isn't what I'm looking for, it's back to the dye pot - hence all the 10 gram samples - more dye subjects to choose from when the result is a known quantity

Does Australia have a history of natural dyeing?

From what I've been able to find, until contact, First Nations fibre crafters were limited to use of ochres to colour their string and other fibres, much like the tribes of Papua New Guinea. Colour was applied to the string or finished articles by rubbing directly onto the surface. After access to pots and pans, there was more scope, although there was long contact with fishermen from Indonesia. who would have had cooking utensils and pottery. Most of the 'dyes' I've observed have been species of yellow, and differences in colour provided by different sources of fibre. One I do know of though, is the use of the waste pieces of pandanus leaves, boiled up with ash, providing a green. Otherwise synthetic dyes have become more prevalent. but seemingly sticking with shades of orange and yellow, unlike PNG where they go wild with colour.

Most enlightening was the line about early anthropologists [men] focusing on the men's crafts. Women's crafts not being "lasting" like spears etc. were not really considered.

Thank you Jill, for so freely sharing your knowledge, providing inspiration and for the support you've provided me personally as News Editor. I also know that she's gathered a bit of a fan club amongst members, deservedly!

Rowena mentioned it in the president's address, but i wanted to let everyone know that the committee has decided to reduce the Guild News from 6 a year to 4, this means that it will be quarterly rather than every second month.

This is not the first time that changes have been made to the frequency of the news, it used to be every month! (I have the utmost respect for the editors who did this).

For me, it is much better to put out a quality news less often, and with less frequent News there will be more time to speak to members, to interview people and to show off our talent.

The most important thing is that we will still have an email in the non-news months, this will include important dates, upcoming events, any workshops, monthly fleece sellers and speakers (speaking of, we're looking for someone to organise the speakers next year if anyone wants to put their hand up). So if there is new information, or any changes you will still know. We can also put print this for the noticeboard in the dining room.

So, in short, you will still get all the information, in a timely matter it just may be in an email rather than the guild news.

The Guild News will now be in February, May, August, November starting in 2026 and an email update in the other months.



NATURAL DYEING

This time, I've been trying out some of the more obscure weeds from the garden. No prior information on what others have achieved. . . so pre-cooking the leaves seemed like a good idea, anything that failed to produce a strong colour was abandoned.

Vinca (aka speedwell) and Glory vine leaves were total fails. Since all subjects were fresh, I upped the quantities used, just to see what effect it had. All were mordanted firstly with Alum/Cream of Tartar 10%/5% ratio - chemical to fibre.

Capeweed (*Arctotheca calendula*) was also a little disappointing but since I'd used it before, I decided to increase the quantity of flowers to 10g skein, ending up with 165g flowers - still a mild tan - so added some iron solution and a little copper to produce a nice grey with a slight green tint. Since I remembered the result as a nice luminous green, this was a surprise! So I had another try. 130g flowers made a greeny-yellow, so I added 50ml of copper solution and a pinch of washing soda - resulting in a taupe shade.

Then I spotted a thistle where it shouldn't be - common sow thistle (*Sonchus oleraceus*) just the fresh flower heads picked over several days to make 30 grams to my 10 g skein produced a nice clear yellow.

Another try using very young goosefoot (*Chenopodium alba*) to see if age would make a difference - 70g flowers to 10g skein - nondescript yellow - so added 1.25ml scoop of Miracle Grow fertilizer (Copper) for a pale greeny-yellow

Fennel fronds - this is the weedy type from the roadsides, again, pre-boiled to test strength of the colour. I had 55g fennel to 10g skein, producing a nice clear yellow. Have to try this one again with iron or copper post-mordant.

Bracken fronds (*Pteridium esculentum* as far as I'm able to determine) 20g frondlets (pinnae) to 10g skein - again pre-boiled - produced yet another blah beige - still useful though!

-Jill B



Left top to bottom
Chenopodium alba / common
sow thistle / Capeweed
Cu/alkaline

Right top to bottom Fennel
fronds /Capeweed iron /
Bracken fern



THANK YOU

This section is a throwback to earlier editions of the Guild News which always included thank yous to members for the month. If you want to give acknowledgement or thanks to other members for the work they do in the guild, some help they've given you or for anything else please email hswgnewssa@gmail.com, it can be anonymous if you wish

The family of Maaïke Knottenbelt
for the
donations of cotton yarn and
Maaïke's projects on back strap
looms from her South
American studies [sponsored by
the Australia Arts Council].

Thank you to Felicity! Being
Guild Secretary isn't an easy job,
and you have (and are) handled
it with grace and patience.
Thank you for signing on for
another year, your hard work is
noticed and appreciated :)
-anonymous

Thank you to everyone who
volunteers with a position of
responsibility at the guild. We would
not be able to continue without
you. Your generosity with your time,
energy and knowledge is not
unnoticed
-thankful

The sweet treats are always a delight!

Thank you to all the members who for made me feel welcome at my first guild meeting. I was nervous about coming but I was given a tour, introduced to people and when I sat down in the kitchen the ladies made me feel so included and valued. I am looking forward to my first year as a member.
-A new Member

Thank you to all the guild members who
donated their scrap fibre, which was used
to complete my Royal Adelaide show
entry this year. It opened my eyes up to
the number of different combinations of
yarn and fibre preparations achievable. I
also thank Lea for the use of her Zoom
Loom, it added a lovely woven element. I
am very proud to show off the different
talents of many members in one garment
and I wear it with pride. - Brooke H

Wow, what an amazing October Guild meeting.
It was lovely to see the wonderful photos and
completed shawls from Sheep 2 Shawl. Also,
the colourful collective of show entries and
choccies, I mean ribbons, we were able to win
is a true testament of skill and creativity at
our Guild. As always, we thank Lucinvale for
their attendance, and I indulged in spinning
some of their lovely clean fibre on Sunday. I
also enjoyed hearing all things knitting needles
from Charmaine at Yarnarama. Already looking
forward to seeing you all in November.
- Very happy guild member



GUILD GROUPS

Ali G will be the new convener of the Weaverbirds group. A big thank you to Elly W, and much appreciation for her many years of convening the WeaverBirds group. She has left big shoes to fill, but thankfully she is still around to share her love of weaving and her vast knowledge of weaving techniques and experience.

December Closure Dates

- 10/12- Weaverbirds Christmas Party
- 16/12 final day of 2025 for Tuesday Spinners
- 17/12 final day of 2025 for the Weaverbirds, Why Wednesday! and the Little Glory Gallery.

January Reopening

- 7/1/26 Why Wednesday starts for 2026
- 13/1/26 Tuesday Spinners group restarts
- 15/1/26 Weaverbirds restart (depending on the weather) and Little Glory Gallery reopens.



Carolyn, Marina, Lynn, and Peter being carefully supervised by Stanley.

Felt Collective

Meet on the first Wednesday of the month from 10.30. Bring materials, equipment, lunch. Contact Kirsten kohlhabersurikow@gmail.com

First Saturday Social

After the Guild meeting on the first Saturday for a chat and craft. All welcome; spinning, weaving, knitting, crocheting, felting, braiding or dyeing.

Spin to Make

Meet on the second Saturday of the month. 12-3.

Spinning Get Together

Group meets every Tuesday 9-1. Spinning skills are taught, beginners please arrive at 9.30.

Sun Felters

Meet on the third Sunday of the month from 9.30am. Basic skills required, bring your own materials and equipment. Contact Helen for more information 0428 459 672.

Weavers Anonymous

A problem solving group who meet at alternate Guild meetings or via Facebook.

Weaver Birds

Group meets every Wednesday 10.30-2.30. Bring your portable loom or other equipment or book a Guild floor loom. weaverbirds@spinweavesa.org

Weavers Study Group

A working group at the Guild meeting in Feb and Aug to exchange samples.

Why Wednesday!

Meets every Wednesday 5.30-8. We come directly after work so bring dinner and have a chat before we get started. All crafts welcome, and we're happy to get people started spinning.



TUESDAY SPINNERS



Marina, Renee and Shelley chopstick weaving



Top left Kathy's chopstick weaving, A new drumcarder find from Belle, handspun yarn, baby jacket and felted slippers from Carolyn and Felicity's Valais Blacknose yarn experiments (40 microns!).



Sandy's knitted bowl of fruit



A giant slipper (to be felted, tea cosy and Mignon's hats, Woven slippers by Lyn and Merina's silk alpaca yarn



Carols; handspun alpaca (the colour difference is on has been washed and the other 2 are ready for their bath.





TUESDAY SPINNERS



Left: Shawl by Anne-Marie, tea cosie by Carolyn, and Deidre's Spin of Welsh breeds.

Top left, Striped Poncho by Marina
Top right Paulines hand dyed cheese
Bottom left Jumper and chook knitting by Carolyn,
weaving by Carmel.



Above: Pin loom woven cardigan by Lynn.
Right: Top Norma's knitted jumpers, Marina's
garter stitch pinkish jumper and a second pin
loom cardigans by Lyn.



WHY WEDNESDAY!

Thank you to all of the Wednesday spinners, weavers and crafters who continue to make our group a vibrant, inspiring and colourful place.

Last Week we had a combined end of beginner class/show off/end of year supper together, it was a good opportunity to look back over the year at everything we've done and achieved, well done!

It's been a big year for our group, we now have nearly 50 people who contribute to a welcoming environment where we're all curious, supportive and willing to share information, knowledge and skills.

For people that don't know us, or are a bit nervous to come for the first time:

We meet weekly, but there is no obligation or expectation to come every week, come as often as suits you, if you're busy for a few months that's understandable, we'll still be there. Everyone is welcome, whether you spin, weave or felt, and we have people who do one, two, or especially talented people who do all three of these crafts.

We have a range of abilities, from beginner to experts, so no matter your skill level you'll find someone at a similar level, or someone to question.



Why Wednesday end of year/end of beginner classes celebration and show off evening



This year we have also had the milestone of our (WW group) first beginners spinners classes. If our metric for success is: 'are all participants regularly coming to spinning groups and guild days and taking up volunteering roles' then we have succeeded.

It is a privilege to be able to introduce new people to something you love; to be able to share that passion and knowledge is so much fun and (I believe) success in teaching is seeing that other people are now passionate about a particular skill/technique/fibre that you have taught. Plus you get to create new spinner friends.

Thank you to everyone one who has taught a lesson, who has unreservedly shared their skills and expertise, it really has been a team effort. Do you know what, GO US!



UPCOMING WORKSHOPS

Please see Sharn on guild Saturdays, email hswgworkshopsa@gmail.com or check the facebook page for more information on upcoming workshops.



Handspinners and Weavers Guild SA

MINI FELT POTS

With Marg Lynn

Sunday 8th February 2026
10:30am-1pm

Registration closes January 18th 2026

This class is suitable for beginner felters and those who are more advanced wanting to learn new techniques. Using Merino wool, we will felt and create small pots of 6.5-8cms (2.5-3inches) diameter and the opportunity to embellish them with prefelt. Marg will bring along sample pots to provide inspiration...

All materials and specialist felting equipment will be provided.

Fee \$40 Guild members
\$55 non members



To book: email hswgworkshopsa@gmail.com OR contact Sharn Rowland in person at a Guild meeting

Mini Felt Pots Workshop


You will create a small pot of only 2.5-3 inches diameter using merino wool. Marg has shown me some that she has made and then embellished with beads and embroidery. Beautiful- she will bring samples to inspire you with your own creations.

This class is an excellent starting point for beginner felters, but the techniques included are also interesting enough for those who already started felting. Materials kit and most equipment will be provided.

Beginners Crochet Workshop

This series of three half day classes is perfect foundation for total beginners to learn the basic stitches:- chain stitch, double crochet, treble crochet, half treble crochet, and slip stitch. Extra stitches:- front post treble & back post treble.

Techniques include:- how to hold hook & yarn, maintaining tension, counting stitches, increasing, decreasing, formula for a flat circle & reading a pattern. All this will be applied to creating your project of a beret and/or a Windowpane scarf/cowl.



Handspinners and Weavers Guild of South Australia

Beginners Crochet - 3 week Course


With Ondine Caon

Registration closes January 1st 2026

A program of 3 half day workshops
Tuesday 6th January 2026
Tuesday 13th January 2026
Tuesday 20th January 2026
10:30am- 1:00pm

This series of three half day classes is suitable for total beginners or those of us who can manage a granny square but not much else. Learn the basic stitches, techniques and how to read a pattern as you make one or all of three accessories including a beret, windowpane scarf or cowl. Basic kit provided, but some yarn purchase Required.

Fee: members \$135
affiliate \$150
non-members \$165



TO BOOK:
email: hswgworkshopsa@gmail.com -or see Sharn in person at the Guild

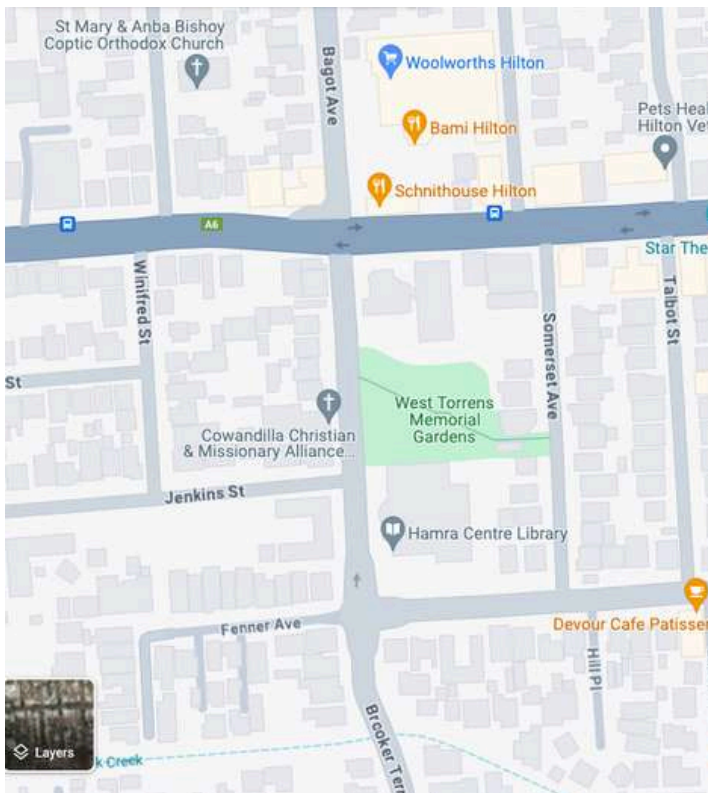


UPCOMING DATES TO REMEMBER

December	6 December Guild Meeting Closure dates - see Guild Groups
January	10 January Picnic in the Park (replaces the January Guild Meeting) Reopening dates - see Guild Groups



JANUARY MEETING



The Annual Picnic In The Park replaces the January meeting

When: Sat 10 January, from 10:30am

Where: West Torrens Memorial Gardens, 163 Sir Donald Bradman Drive, West Torrens. It is between the Council Offices on Sir Bradman Drive and the Library on Booker Terrace. There is parking at both buildings.

There are lots of shady trees to sit under. Bring your own comfy chair unless you want to sit on the grass.

Bring your lunch/snacks/something to drink (there is a coffee shop with a 4.4 Google rating across the road) plus something crafty to work on.

In the event of inclement weather:

If it rains meet at the Guild

If it is over 40°C the picnic will be cancelled.

Hot Weather Policy

This summer is forecast to be hot, so a reminder that the current hot weather policy is that it is advised not to be in the building if the weather is over 40°C.

-If the weather is to be over 35°C for a Guild meeting then it will still go ahead but in a reduced form. Fleece sellers and guest speakers will be invited to reschedule, and the agenda of the business meeting will be compacted as much as possible.

-The Little Glory Gallery will be closed if the forecast temperature is 35 degrees or higher.

-Guild groups make their own decisions and group conveners should let members know their policy.

-Workshops will continue regardless of temperature because of the complications of contacting participants and tutors who may be coming from some distance





NOTICEBOARD

Advertising second hand equipment at the Guild

There is a policy that personal equipment for sale cannot be advertised at the guild. This means no flyers on tables or on the noticeboard.

The committee have decided that members can advertise in the Guild News for free on our online noticeboard (this page). This does not have to include only equipment, it could be any goods or services that are of interest or relevance to members.

The role of the Guild (or Guild News) is to connect buyers and sellers, we will not be able to check anything and will not be directly involved in the sale.

Please note, this is not for businesses, there is still a fee for business advertising.

Email guildnewssa@gmail.com if you have anything to sell.



We have a singer sewing machine that has been converted into a spinning wheel, please speak to Monty if you're interested. Or, if you're interested in making your own have a look at <https://llamasanctuary.com/build-your-own-indian-head-spinning-wheel/>

Weaving Classes with Bev Bills

Beginners to advanced 2, 4, 8, 16 shafts, inkle, rug and tapestry weaving.

Various yarns available, wool cotton, some linen and seine twine for tapestry weaving.

Classes at Studio B, 5 Whaddon Rd, Brooklyn Park, Mon 9.30-2.30, Sat 1-4.

Contact Bev on bbills@bigpond.net.au, 0415 616 900 or 8443 6102



Please take me! Draughtsman's table available for giveaway. Be warned, it will have to leave by the front door as it will not fit through the others! please email info@spinweavesa.org for more information

