



# HSWWSA Guild News

## ISSUE SEPT-OCT 2025

The Handspinners and Weavers Guild of South Australia represented at the Adelaide Show this year!



Top left, tying off the shawl at the end of Sheep to Shawl. Top right, getting ready to start the Sheep to Shawl. Middle left, getting the Guild Shop ready before the hordes come in. Middle right the cabinet of show entires in the guild at the moment and right, the girls got the opportunity to promote the guild on ABC Radio.



# PRESIDENT'S REPORT

Welcome members old and new. I hope everyone has renewed their membership, \$70/ individual and \$110/ Family. This year we have increased our membership numbers, not in small part by the efforts of Phoebe and her gang of helpers who took on a demonstration at Fibre Feast and more recently at our Spin in Public event last Saturday. We had a fun day of spinning, games and a shared lunch with much merriment.

Also grateful thanks to all who took part in the Royal Adelaide Show. Once again a triumph for the Guild as our most successful show yet. Many thanks to Deidre, Mignon, Fay who yet again set up and took down the show and organised the volunteers. Also thanks to all those who contributed to the show and to the winners on the day. Congratulations to the contenders in the Sheep to Shawl.

This Saturday we have our AGM so please come along and vote for your Committee and hear what we have achieved this year. Should you wish to volunteer to assist in the coming year we would be most grateful. We do run on volunteers so the more the merrier.

-Rowena

Welcome to new members, we're so glad to have you as part of the Guild, and look forward to having you as part of our community. We are excited to be part of your fibre journey, but also seeing you grow, connect and make an impact.

As an organisation we strive to be inclusive, encouraging and knowledgeable and we are delighted to grow (both metaphorically and physically).

We have full guild meetings on the first Saturday of the Month, and special interest groups that meet regularly. If this is your first Guild meeting and you're at all unsure about where to start ask someone to point out Kath C to you, she's our resident guide (and is absolutely amazing at it).

New members for September are:

Phyllis

Dax

Kate

Yvonne

Ondine

Anne

So, if you see a new face in the building, make sure to say hello!



## UPCOMING MEETINGS-OCT/NOV

*The October Meeting is the AGM. Doors still open at 9.30, there will still be coffee, tea, equipment sales, the Library will be open, and there will be fleece fibre sales. The Little Glory Gallery opens at 10.30 for members and 11 for the general public. The meeting may start earlier (normally 11) as it will be longer than normal.*

*At the AGM we vote for the committee for the new year (and acknowledge all the work of the current committee!), we will also hear the yearly report from the different areas of the guild including financials.*

### October guest speaker Charmaine from Yarnarama

Yarnarama has a philosophy of having the right tool for the job and being able to try before you buy. With 5 brands of knitting needles in stock (and more brands available to purchase) there is a tool for everyone!

Do you prefer an interchangeable, straight, double point, flexi dpn or fixed circular? Are you keen to try a new needle but don't want to spend huge dollars on a set without trying them out?

With over 12 different needles including KnitPro, Addi, HiyaHiya, Lykke, Lantern Moon, Seeknit and ChiaoGoo that are cast on and all ready to try out you will be able to do just that at the October meeting.

**If you are after something particular you are welcome to email or text Charmaine and she will it with her to the meeting.** She will be bringing lots of tools, needles and sets with her.

knitwise@yarnarama.com.au  
0466 788 394



### Lucinvale Coated Spinning Fleeces -October Fleece Sellers

Located just out of the small town of Mt Bryan in the Mid North of South Australia Lucinvale Coated Spinning Fleeces run a flock of about 200 cross breed coloured sheep.

The Sheep wear a coat all year round to protect the fleece from dirt and seeds making it perfect for Spinning. For newer members, these fleeces are beautiful to spin in the grease

Most sheep are a cross between Corriedale, Romney and Finn making a lustrous, soft, easy to spin fibre.

They come in a range of colours, fleeces are sold by the kilo.

Eftpos available.

Last time they came to visit they had mohair, and I believe dog fur to spin, let's see if the ladies bring any surprises this month.






# PREVIOUS MEETINGS RECAP

Month	Fleece Seller	Speaker
October	Lucinvale Coated Spinning Fleeces	Charmaine from Yarnarama
November	Wonoka Station (New Seller)	Skein Machine
December	Radstock Romney (New Seller) and Judy Roberts Alpaca (New Seller)	Leslie Brewer-Romney Sheep

At the **August meeting Rockleigh Alpacas** were kind enough to speak, sharing their knowledge of alpaca animal husbandry and how they get the best fleeces from their animals, including this comprehensive list of Alpaca colours on the right.

Spotted at the guild: Janet M was spotted in this comfy Jumper. Knitted by Janet and spun by her husband Monty, a perfect team!



If you have any ideas for people that you think would be willing to speak at the guild please email [info@spinweavesa.org](mailto:info@spinweavesa.org).

If you're a member and you'd like to give 'your TED talk', something you're passionate about that's related to fibre and textiles please email.

and If you'd be willing to take on the role of organising speakers please send an email too, we're looking for someone to try and follow in Mandy's footsteps for next year.



# FROM THE YARN TABLE TEAM

Many of you would only see us on the Guild Saturday, Behind the scenes during the weeks before there is always work to be done. This may include ordering, waiting for the delivery of parcels, and delivering to the Guild. We have encountered large lists of fibre and dyes when we need to do our restocking for the Gallery. As Saturdays are usually busy serving our customers, I have come in on the Wednesday before to start the list. I combine it and stay for the Why Wednesday evening group. We are already there early and we only have limited time to get it all done on the Guild Saturday. No, I don't get to attend the meetings, and I would like to. Remember, we have to pack away lots of items, and I have paperwork/ money to sort out for the Treasurer at the end of our session.

At times either Kathy or Tina are not available on the Saturday, please offer a little of your time to help. On a regular basis, it would be even better. We are lucky to have Mary S who is in her 90's who may appreciate a break. We will need a big help in November as one of our team has another commitment.

We recently had a huge order of dyes, and have made another to Nundle Woollen Mill and Tantech for Fibre Scour. Bennett and Gregor order has been done too, and at some time the prices will increase. Roving available in all the natural colours apart from white. Felting batts too.

We cannot get any colours from Bendigo Woollen Mill, we have Aran ( white) and a small amount of coloured. That's it after that.

**Nundle Woollen Mill** - their 19.5 micron roving in Periwinkle is not available till next year. We have all the rest of the colours in 19.5 micron. White is available in 22 micron and 17.5. We still have some Superwash available. I had been asked about buying an A grade Nundle cheese, but it's a lot more, so the latest is B Grade as we have stocked previously.

First Edition is not really producing much, I have been buying the coloured 50 gm packets of silk. We still have Merino/Silk combinations and Alpaca. As with ordering, postage costs are applied to the price when I have worked it all out.

Earth Palette dyes, we are low/or about out of colours. To get our discounted price I have a minimum amount I need to order, or else it will cost more. So hopefully we can do an order before the end of the year, as our weather warms up and we want to do our outside solar dyeing.

We do put a percentage on the members and non members price. With items such as dyes we are below the cost of other businesses. Remember we have them available and you don't have to pay postage. We do all the handling etc too. There are perks of being a Guild Member.

## Buddy Bench

If you don't know anyone at the Guild don't forget about our buddy bench in the dining room. A buddy bench is a place that you can sit if you want to have a conversation or meet someone new. Grab a cup of tea and a treat from Nancy (for under \$5, bargain!) and have a seat to meet other fibre people. I also highly recommend the buddy bench as a great place to jumper watch, hopefully it isn't too hot this weekend to partake in this excellent pasttime.



## FROM THE YARN TABLE TEAM

Budget, yes we have one. So unfortunately I cannot take requests for extra items. I have to make sure we have items in the Yarn cupboards that don't sit there for years, and are sold on a regular basis. For some items it may be best to order online yourselves. Remember we are working hard already doing this job.

**Silk**- we no longer have 20/2 and 60/2 silk skeins available, as they became very expensive. We still have silk fibre in roving form , AAA Mulberry, Ashford Mulberry and Tussah available.

Labels, lots to choose from. Available in packets but some can be bought loose. If you like I am happy to reuse the mini ziplock bags they came in.

We do have clear plastic bags for your convenience at present, but I encourage you to bring your own bags. When my big roll finishes we will need to look for another alternative as these are phased out and this may be an extra cost.

My first stocktaking in June was done and dusted with a massive help from Tina and Kathy. It is quite revealing doing this as you get to see how much stock we really have!

Remember we have rug wool in large quantities, at \$5 a kilo. We have cones of cotton and wool etc, great for wefts but possibly not for warps. Cotton at \$3/kilo and Wool at \$10/kilo.

We have a Square, so no need to go to the Gallery to make payments for your fibre from the Yarn Table. Cash is O.K, but no large notes please as it is hard to change, I have a limited float.

See you on Guild Saturday.

Mary Dodd and Team





# ROYAL ADELAIDE SHOW

## Little Glory Gallary at the Show

### What happens to make the Show Happen

Well in the July Gallery committee meeting we are setting dates of what has to be done on what days and who do we need to talk to. Have we got documentation for public liability insurance yet? The Show Roster has been put in the large hall and does have names on it but more are needed. Will Monty transport carpet and furniture to the show? Will Roy Martin bring it all back again when the show is over? Dates for each activity are set. On Tuesday 19th August Deidre, Fay, Carol and a few helpers from the Tuesday spinning group collect all of the bits of carpet, equipment and furniture in preparation for the following Saturday when Deidre, Fay, Ian and Monty and helpers meet at the Guild and load the trailer. In the meantime Roy and Mignon start work at the Showgrounds organising a forklift driver to move the wool classing table out of our space and a palette of someone else's property. They then vacuum the asphalt so that the carpet can be laid when Monty and other helpers arrive with the trailer. WE also dust and wipe all dusty surfaces. All other furniture and signs are placed. All of these people have had to do an on line OH and S induction. Tuesday 26th and all stock from guild members is checked off stocktake lists and packed into bags for transport. Deidre Fay and Mignon are helped by Janette, Mary, Sharnand others from The Tuesday spinning group to have the job finished by early afternoon. Wednesday Fay Mignon and Deidre meet at the Guild and load up their three vehicles and transport all the stock to the show grounds and in sequence unload their vehicles and are then joined by Glenda to display all the stock and staple up all the white hessian and hang bunting. All stock is then covered with sheets to discourage theft and keep off any dust. This involves a lot of time up the ladder which can be very taxing.





# ROYAL ADELAIDE SHOW

## Little Glory Gallery at the Show

Show opens on Saturday and before the customers arrive the supervisor for the day needs to see that the money is balanced and the eftpos machine is plugged in and working. All covers need to be removed from the stock and the stand made ready by 9 am. This year, day one was cold and miserable but there was no significant rain. We sold a huge number of beanies on the first day but only one jumper. Many of the volunteers were not experienced on docket books or eftpos machines but they learned quickly and the day was exhausting with \$5,400 of sales which was a record. The bunch of eftpos docket books was about 2 cms thick. One lovely helper stayed at the show after finishing her early shift and came back in the evening to put the covers up. I want to say a big thankyou to Svetlana for that. Deidre comes in each evening to collect the takings and docket books to check sales have been correctly recorded and balanced and then does the data entry to ensure our members will get their payments.



Top Left Fay and Deidre and I think Glenda (correct me if I'm wrong!) setting up, top left: the final product, ready for opening. Bottom left and right vacuuming and packing up at the end of the day, so at the start of every day and the end of every day everything looks like this.





# ROYAL ADELAIDE SHOW

## Little Glory Gallery at the Show

By Friday this was all of the beanies that remained( less than 20 )and many jumpers had been sold. The cold was a large factor in our sales result this year with record sales of \$27,000 plus in sales. Sunday late Deidre and her shift members pack all of the unsold stock back into the bags and prepare as much as possible for its removal starting early 8 am Monday morning at the showgrounds. Fay, Ian Mignon and Roy do more packing and stand demolition and we 4 drive back to the guild with stock and all furniture carpet etc. Ian and Roy unload the heavy gear and Deidre arrives as we unload stock and commence checking all unsold items off stocktake lists again. Fay Mignon and Deidre are joined by Svetlana and her sister Anna who kindly helped with the stocktake and re setting up the Gallery.

A big thank you to everyone who helped with roster shifts and a variety of set up and pack up tasks. Please accept my apologies if I did not list your name. We do need more helpers particularly with set up and pack up because some of our tireless members are getting on in years and can't do what they used to.

A short summary of sales by category has been provided by Deidre.

Fibre \$1618 103 items sold  
Skeins \$3199 181 “  
Beanies \$7398 241 “  
Gloves \$1029 40 “  
Scarves \$3239 52 “  
Upper \$6178 46 “  
Toys \$1536144 “  
Lower \$ 39327 “

-Mignon Martin



Top: the last of the beanie wall on Sunday afternoon  
Right: packing up





# ROYAL ADELAIDE SHOW Handicraft Winners

Congratulations to all of our talented members who were recognised in the handicrafts categories at the show. You may have seen a lot of these on display in the cabinet at the Guild, and we hope that everyone will be able to bring their entries to rightfully show off at the October meeting.

## Best in Show Winners

Most Outstanding Exhibit in Macrame, kumihimo and Braiding- Mary D

Most Outstanding Exhibit in Weaving - Robyn D

Most Outstanding Exhibit in Spinning- Robyn D

Most Outstanding Garment -Mandy A

Most Outstanding Exhibit in Textile Jewellery- Helen V



This page is the Best in Show Awards, clockwise Mary D, Robyn's Spindle spun yarn entry won best in show, bottom Carolyn H also won best Exhibit in Handknitting for her amazing cardigan, Helen's necklace, Robyn's most outstanding exhibit in weaving (also spindle spun) and Mandy's most outstanding garment.





# ROYAL ADELAIDE SHOW Handicraft Winners

We were, as usual well represented in the weaving categories, with Mary D's wool/silk and bamboo cowl (left, and below) and Jo P's amazing multicoloured shawls and knee rugs (right).



Right and right below: Bev Bill's woven scarves, below Joan H's woven tapestry and below right Carol J's woven shawl. Right is Jo P's work.





# ROYAL ADELAIDE SHOW Handicraft Winners

It made such a difference this year, to walk over to the spinning section and see so much work on display, with quite a few members entering for the first time, hopefully of many.



top: Robyn D's handspinning perfection entry, my first question to her on Saturday will be how much of it was spindle spun. Below left is Jo P's entry, she will be getting questions about her preparation of that amazing grey variegated yarn.




Top Sharn's handdyed skein of yarn, inspired by blue bird eggs. and right, Jo P's gorgeous variegated skein

Below: Not much competition in the art yarn category this year, one to watch for next year? (Mary's very textured entry right)



The new 'Grown in SA' category did a great job highlighting the quality of SA sheep (and spinners!) L-R Sarah L, John S and Sharn R. **Do we have a pic of Jo P's entry?**

The Spindle spun category was also fiercely fought, however as far as I'm concerned, all entries were 'Spindly the Best'. Below are John S and Sarah L's entries






# ROYAL ADELAIDE SHOW Handicraft Winners



Top three: Lana R's felting entries, far and near right Kirsten S-O's and below Helen V's entry form.



Below; Brooke H won the HSWGSA prize this year for her reuse reclaim recycle cardigan made of scrap yarn and fibre



left: Bev Bills' weaving, top left: Bridget C's handwoven shawl and above: Sarah's handwoven hat



# FROM THE VAULTS 1979

*The year was 1979, the price of biscuits and a cup of tea had to rise to 15cents...The guild had 600 members...a late fee was charged for Library books and the guild news was published monthly.*

The show and tell table reviews paint a picture of a vast wealth of items (let's bring that tradition back) including

in May Janet M brought in a 'Nice big woven floor cushion, 8epi, commercial mixture. Weft handspun natural wool and synthetic dyes. Plus matching floor rug'

in July Jill B brought in an 'unusual V-neck jumper knitted in the round from grey Corriedale-minimum os seams, nice garment'

Ladies, if you still have these items, please bring them in to show us now!

Another tradition we maybe should bring back- following up a meeting with a minature spin-a-thon.

Interestingly, at this time there was a big discussion about whether the state guilds should amalgamate into a National Association of Guilds.

This included a national list of weaving, spinning and fibrecraft teachers.

Exciting news in this year was the 4-day weaving school hosted by Maryanne Straub. Marianne Straub was a European woven textile designer and also taught at the Royal College of the Arts. Elizabeth Manning, who wrote an article for the Guild News (you can read it in full in the September issue) wrote 'The emphasis was not on production, but on understanding how a finished textile, be it simple or complex, came into being. the students selected a sample from Marianne Straub's big pile covering all types of weaving, and began work, not to a set pattern, but with 1 warp thread 'end', one weft thread, 'pick', paper and coloured pencils.

15 students each with a different sample, received individual tuition from a professional who met the student at her level, guiding through difficulties and opening a clear road ahead.

Marianne Straub is a gifted, gentle, inspiring teacher.'



### SPINNING WHEELS.

We have now bought the four spinning wheels, and these are available on Guild meeting days for those people who cannot bring a wheel and would like to spin. Bring your own spool and see Margaret Wood. Charge per day will be 50cents.

### MEMBERSHIP SHEILDS.

Members pay their annual fees to have the privilege of borrowing , books, buying yarns or the best spinning wool available. To protect this right you are given a sheild to wear at all monthly meetings so please wear your badge and stop imposters or others from using your rights.

Left: Proof that the more things change the more they stay the same



# ROYAL ADELAIDE SHOW

## Sheep to Shawl wrap up

The Royal Adelaide Show was host to this years 'Sheep 2 Shawl' run by the Handspinners and Weavers Guild of South Australia, and it was a huge success. We drew a very large crowd who were eager to see the spinning wheels in action, many thought the craft was over. The event consisted of 4 teams, two from this Guild and 2 from the Adelaide Hills HSWG. Each team received a portion of a raw fleece and within 3 hours flicked, spun, plied and wove the yarn into a beautiful shawl. It was hotly contested and came down to the seconds:

- Wool Sniffer's (SA Guild) finished with 1 minute to spare
- Warped and Twisted (SA Guild) finished with 30 seconds left
- Chunky and Clunky (Adelaide Hills) finished with a mere 5 seconds left
- Hills Angels (Adelaide Hills), with an incredible average age of 87, completed their shawl at a later date but had lots of encouragement from the crowd.



Hills Angels



Wool Sniffers



Warped and Twisted



# ROYAL ADELAIDE SHOW

## Sheep to Shawl wrap up



Chunky and Clunky

The Sheep 2 Shawl would not be possible without the amazing support from the Royal Adelaide Agricultural and Horticultural Society and our major sponsor Skein Machine. Also, our tireless volunteer helpers on the day Danielle, John and Mark who handed out flyers for our Guild. Special thanks also to Ali B and Brooke, who coordinated and orchestrated the logistics making the event so successful.

The shawls will be on display at this upcoming October guild meeting so be sure to check them out. We are already gearing up for next year, see you there!



Barb modeling her team's shawl

Sheep to Shawl was sponsored by Skein Machine

SKEIN MACHINE YARN STORE  
3/276 Shepherds Hill Rd  
EDEN HILLS  
South Australia

follow us online




[WWW.SKEINMACHINE.STORE](http://WWW.SKEINMACHINE.STORE)

**HOME OF JAMO DESIGNS & THE HOUSE DYE  
(OUR OWN RANGE OF HAND DYED YARNS)**



 [jamodesigns\\_australia](https://www.instagram.com/jamodesigns_australia)

 [thehousedye](https://www.instagram.com/thehousedye)

**ashford**  
WHEELS & LOOMS  
AUTHORIZED DEALER


**ravelry**  
ENABLED STORE



# ROYAL ADELAIDE SHOW

## Sheep to Shawl wrap up

More photos of the amazing teams.



**Left:** Some creative interpretation of the rules by Bella's husband.





# THANK YOU

*This section is a throwback to earlier editions of the Guild News which always included thank yous to members for the month. If you want to give acknowledgement or thanks to other members for the work they do in the guild, some help they've given you or for anything else please email [hswgnewssa@gmail.com](mailto:hswgnewssa@gmail.com), it can be anonymous if you wish*

Thank you to everyone who has made a donation to the guild.

## July

Thank you to Susan Lewis for spinning ephemera from Josephine Lowe's estate: spinning wheels (Ashford Trad, Ashford Trav, ertoel e-spinner) to be sold through Monty; Ertoel drum carder for the Guild equipment loan cupboard; fleece for the trading table; much fibre including rabbit, and alpaca tops to be sold through the Gallery. All donations will be sold to members at a good price. Please remember that the Guild is fundraising for repairs and renovations. Thanks to our donors and helpers.

## August

Rita Koehler, past Member kindly donated carpet wool, an inkle loom and a warping board. Pat Michell kindly purchased Rita's Wind Wheel and has donated it to the Guild Archives.

## October

Donations to the Guild: Thank you to Member Monica Shalom for lots of yarn on cones

To the family of past member Doris Edwards of books, tapestry frames and bobbins.

And to Margie Monks for her donation of a Sleeping Beauty Wheel.

I'm going to start off because I can

-Thank you to everyone who provided images and photography for today's News, it is very appreciated, not just by me but I'm sure by every other member. If you have any images that you would like published in the news please email [hswgnewssa@gmail.com](mailto:hswgnewssa@gmail.com)

*Thank you to Mandy for showing so much patience and guidance to a new spinner, it's much appreciated*

*-Grateful Member*

I want to take a moment to thank the Committee for all the work they're doing, it's not an easy job and they mainly get complaints but they're doing a great job, and those heaters have been amazing this winter.

*-A warm member*

*Nancy and Claire do a fantastic job in the kitchen, they are there every Saturday meeting with a smile and a joke for everyone, and of course Nancy's delicious treats. Thank you ladies, you're appreciated!*

*-That one's from me (Phoebe!)*

*Thank you to all the members who have spun/knitted and woven items and then donated them for sale in the shop to raise funds for the Equipment library, there are too many to name but Mary especially has been generous with her time and textiles, but also Lea, Glenda, Kathy and of course Barb. You girls are building something for all members. Of course, if anyone else is interested in assisting please let Barb know!*

*-A newly Drumcarding Member.*

While I was assessing the remaining possibilities of dye subjects from around my immediate area, the possibility of over dyeing an unsuccessful attempt using red cabbage popped in.

Since water extraction failed to 'stick' the next option was to try extracting the red using alcohol. Mordant alum and cream of tartar, as normal - result still a blah beige. Since there was still a lot of madder left, and it has been giving good results (see previous issues) that was the choice for over dyeing. Total improvement!



BEFORE!



AFTER!



Now for the next subjects: **Above top row**, 5g skein/30g fumitory [*Fumaria capreolata*] and a 10g skein of cotton, using the Shepherd Textiles recipe for Turkey Red – unfortunately, I got distracted, and the non-watched pot boiled. Not supposed to get that hot, and as the warnings said it extracts the browns – so a kind of browned-off colour resulted.

**The bottom row**, L to R Leaves from *Eucalyptus citriodora* [now known as *Corymbia citriodora*] then *Grevillea robusta* [collected the leaves from friend's lawn] and lastly, leaves from my caper plant *Capparis spinosa*.

Over the past months, these experiments have shown that for most plants the result will be some species of yellow or tan. Only a few produce anything startling – like *Eucalyptus cinerea* for example.

Dyeing textiles was a specialised occupation for the most part and it's no accident that the early dyers had a small number of tried and true options in their repertoire, chosen for their economy – a lot of colour for little dyestuff which is a matter of economy, since dye materials were often imported at great cost. Colour fastness to light and washing are other necessary attributes prized by early dyers. Home dyers rarely passed on their plant choices, so really, it's no wonder that use of natural dyes fell by the wayside once dyes were synthesized in the mid 1800s. It's left to us, the mad crafties to continue to explore the possibilities of the natural world.

-Jill B



# JUMPERS AND JAZZ

Jumpers and Jazz is held in Warwick Qld every July over a ten days period with the weekends heavily featured with markets, Jazz and dancing. The vintage cars and motorcycles are also a drawcard.

Each year the Yarntopians decide on a theme and start knitting, crocheting and pom pom make wonderful scenes. This year's theme was A Secret Garden which filled one special room filled with a garden full of animals, fairies and everything to delight a child and the child within each of us.

Along the main Street the trees become dressed in their best as competitors vie for prizes in the best dressed tree with different themes.

As I go each year to visit my daughter I delight in all the crafty things while Christopher enjoys the Jazz.

Shirley Jones





# WORLDWIDE SPIN IN PUBLIC DAY

Saturday September 20 was Worldwide Spin in Public day, last year we did an Open Day, but this year we decided just to celebrate spinning, and spinners.

We started with a wheel emergency room, for all those wheels hidden at the back of the cupboard. Thank you to everyone who brought in their wheels and to the wheel doctors, you saved lives!

We then had a shared lunch, organised and laid out by Felicity.

The afternoon consisted of spinning together in a giant huddle, showing off wheels, fibre and projects and me encouraging people to take part in competitions.

First up was create a working spindle out of rubbish, under a time crunch. The winner here was Enken (right) who went for the classic chopstick/rubber band/CD and playdough build, closely followed by the team of Mark and Brook with the chopstick/yogurt lid and playdough build. Impressively, most contestants managed to build a working model in under 10 minutes.

Next up was Spindle spinning for distance where contestants did laps of the fibre room whilst spindle spinning, this was not about speed but endurance. Winner of this race was Ali B (in the green below), followed by Olivia (in the picture on the left)





# WORLDWIDE SPIN IN PUBLIC DAY

On the wheels we had fastest spinner to spin 4 grams of fibre, this was hotly contested as one spinner had an early fall and one lost their end. In the end Jade was the winner, she tried to fool us with her relaxed stance but she was actually spinning like mad (and yes, I checked to see if she'd hidden any under the cushion!)



The longest thread was won by Marina closely followed by Brooke, Lea, Olivia and Toyah



A very popular activity was the build your own batt, which was enjoyed by members and visitors who created beautifully coloured batts from a mixture of fibres including merino x border leicester, merino, alpaca, and mulberry silk and sari silk.



Thank you to everyone who attended, who spun with us and who joined in on the games. The aim behind this event was to have a fun day for members to share and enjoy our craft in a different environment to normal (I'm going to call this aim a success), to have fun (success) and to try some different things. Some things worked better than others, so if we do this again next year there are some changes we could make, but if you have any ideas for next year please let me know ([hswgnewssa@gmail.com](mailto:hswgnewssa@gmail.com)). As a warning, we're currently trying to work out how to make musical chairs work with spinning!

## Worldwide Spin in Public Day is always the 3<sup>rd</sup> Saturday in September

Get your thinking caps on for next year!



# GUILD GROUPS



Show and tell from the Tuesday Spinners; top: Chopstick weaving by Marina, bottom left Robyn D's dirty shawl, far bottom left Pin weaving by Lynn, and bottom right Marina's shawl and spinning from Open Day.



## I want to go along to a guild group but I'm not sure what to do

Come along! you are welcome to join any guild group that meets throughout the month. Some groups specialise in specific textile arts while some welcome all members. see the list at the end of this newsletter for more information. If you are worried about just 'turning up' don't be, there are email contacts on the group list or you can email [info@spinweavesa.org](mailto:info@spinweavesa.org).

### **Felt Collective**

Meet on the first Wednesday of the month from 10.30. Bring materials, equipment, lunch. Contact Kirsten [kohlhabersurikow@gmail.com](mailto:kohlhabersurikow@gmail.com)

### **First Saturday Social**

After the Guild meeting on the first Saturday for a chat and craft. All welcome; spinning, weaving, knitting, crocheting, felting, braiding or dyeing.

### **Spin to Make**

Meet on the second Saturday of the month. 12-3.

### **Spinning Get Together**

Group meets every Tuesday 9-1. Spinning skills are taught, beginners please arrive at 9.30.

### **Sun Felters**

Meet on the third Sunday of the month from 9.30am. Basic skills required, bring your own materials and equipment. Contact Helen for more information 0428 459 672.

### **Weavers Anonymous**

A problem solving group who meet at alternate Guild meetings or via Facebook.

### **Weaver Birds**

Group meets every Wednesday 10.30-2.30. Bring your portable loom or other equipment or book a Guild floor loom.

### **Weavers Study Group**

A working group at the Guild meeting in Feb and Aug to exchange samples.

### **Why Wednesday!**

Meets every Wednesday 5.30-8. We come directly after work so bring dinner and have a chat before we get started. All crafts welcome, and we're happy to get people started spinning.



# UPCOMING WORKSHOPS

To make enquiries or to book email: [hswgworkshopsa@gmail.com](mailto:hswgworkshopsa@gmail.com) or speak to Sharn in person at the Workshops desk at the monthly guild meeting.

## Little Looms - Weaving beyond plain Weave

*With Ali Giles-Damjanovski*



A program of 3 half day workshops

Sunday 5th October

Sunday 26th October

Sunday 30th November

9:30am– 12:30pm

This series of three half day classes gives those weavers who have small looms a chance to move past weaving plain weave scarves. If you have a rigid heddle loom, knitters loom, Katie loom, Samplit loom, or any other small loom that gives a plain weave cloth- **then these workshops are for you.**

Learn to weave Boutonne and Brooks Bouquet  
Leno and Danish Medallions Spanish Lace and Soumak

**Fee members \$95**  
**affiliate \$110**  
**non-members \$155**

Enrolment is for all 3 workshops and includes \$5 for printed notes. Online payment only as I will be overseas

## Learn to Weave with Chopsticks ????

*Workshop tutor: Marina Morach*

Tuesday October 21<sup>st</sup> 11am - 2pm



**This workshop is beginner friendly**

No previous experience is required!

Learn a simple, inexpensive weaving technique using adapted chopsticks to create strips of fabric that can be joined to create many items eg bags, mats, runners.



# UPCOMING WORKSHOPS

To make enquiries or to book email: [hswgworkshopsa@gmail.com](mailto:hswgworkshopsa@gmail.com) or speak to Sharn in person at the Workshops desk at the monthly guild meeting.

## Learn to Spin

The Wednesday Night spinners are running another Learn to Spin Course (we're filled with confidence after our first, amazingly successful group and take all credit for their talent). It runs for 8 weeks and each week is taught by a different teacher, it covers a comprehensive range of skills and topics will be covered to provide a solid base of knowledge to begin your spinning journey.

8/10/25-26/11/25 Wednesday  
nights 6-7.30



## Coffee and Cake Demo - Needle Felting a Christmas Gnome

*With Louise Davies - Tangletwine Fibrei*

Tuesday 18<sup>th</sup> November 10:30am - 11:30am



Interested in finding out what is involved in needle felting?

Enjoy a cup of coffee/tea and cake as Louise demonstrates how to needle felt a Gnome (just in time to make a few for Christmas).

She will show you how, with a multi-needled tool, dense shapes can be created with core wool and then decoration applied using single needles for fine detail. This is a dry felting technique. Have a go. Felting tools and supplies will be available to try and for purchase.

Learn more about Louise & Tangletwine Fibre at [tangletwinefibre.com](http://tangletwinefibre.com)

Cost: \$5.00

Registration closes November 1<sup>st</sup> 2025



# NOTICEBOARD

## DATES TO REMEMBER

October	<b>4</b> October Guild Meeting AGM <b>5</b> Little Loom Workshop 1 <b>21</b> Learn to Weave with Chopsticks <b>26</b> Little Loom Workshop 2
November	<b>1</b> November Guild Meeting <b>18</b> Needle Felt a Gnome Coffee and Cake <b>30</b> Little Loom Workshop 3
December	<b>6</b> December Guild Meeting

### POSITIONS VACANT IN WEAVERBIRDS GROUP

We currently have two 4 shaft looms and a Dobby loom which we'd love to see used.

We also welcome tapestry weavers or spinners, knitters etc etc! Drop in Wednesdays between 10.30 and 3.00pm to have a look and chat about your project.

#### Weaving Classes with Bev Bills

Beginners to advanced 2, 4, 8, 16 shafts, inkle, rug and tapestry weaving.  
Various yarns available, wool cotton, some linen and seine twine for tapestry weaving.  
Classes at Studio B, 5 Whaddon Rd, Brooklyn Park, Mon 9.30-2.30, Sat 1-4.  
Contact Bev on [bbills@bigpond.net.au](mailto:bbills@bigpond.net.au), 0415 616 900 or 8443 6102



Please take me! Draughtsman's table available for giveaway. Be warned, it will have to leave by the front door as it will not fit through the others! please email [info@spinweavesa.org](mailto:info@spinweavesa.org) for more information



## EXTRA THINGS TO FILL SMALL SPACES (RECYCLED CONTENT)

I'm not receiving the Guild News  
Email, what should I do?

If it's not in your spam folder email [info@spinweavesa.org](mailto:info@spinweavesa.org) with the subject 'not receiving emails' and address to the Membership officer. The Guild News email list comes from the membership list, so if you're not getting the emails there's a good chance that something is not right in the membership list.