



HSWGSA Guild News

ISSUE FEB-MAR 2025



By all reports the Picnic in the Park on January 11 was a roaring success and no one came away sunburnt.

‘...a relaxing time, just sitting, chatting and spinning’
-an anonymous attendee



photos courtesy of Bev B and Barbara G.





FROM THE PRESIDENT

Welcome members to 2025, we have an exciting calendar for the year.

Our early start for Guild Days begins on February 1st, doors open at 9.30am and meeting begins at 11am. We have an invited speaker after the meeting, we hope you will stay and listen.

There will be plenty of time to attend the Yarn Table, Equipment Room, the Gallery, also meeting friends for a chat. Nancy will be in the kitchen serving tea, coffee and delicious cakes.

If anyone would like to offer to speak at any meeting day, please come forward. It could be letting us all know about some of your projects or some trips you may have done such as, visiting Bendigo Wool Show or a trip to Shetland for Wool Week or even a New Zealand visit to Ashford factory.

The Committee have a busy year ahead and we are starting with Security, last year a few items went missing from the building. So, in consultation with our Insurance Broker and Locksmith we have been advised to change the code on the back door. This will go ahead as soon as practicable. If anyone with a Master Key has not signed for their key, please come forward as we will be working off the current Key Register. This will assist in minimal disruption to this process.

Also, as per the Constitution we encourage all members to wear their badges when they attend the Guild. This helps us to get to know each other, address them by their name and make new members feel welcome.

-Rowena



DECEMBER MEETING

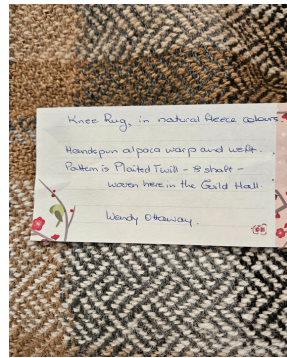
At the December meeting it was again brought up that there have been complaints about members using the neighbouring carpark during the week. Please only park in the Guild car park (and then the street) during the week. Picture on the right shows the Guild property and the guild carparks.



Left: Janet wrote an article about our very own Kate that's been published in the most recent Textile Fibre Forum. You can find a copy in the library. Here's Kate introducing herself to the crowd.


There was a lot of talent on display at Show and Tell.

Right: Wendy's handspun woven alpaca shawl, it was featured in the December News but deserves a second picture, modelled by Elly.



More Show and Tell

Left: Elly talked us through some of her 2025 projects. Woven on the same warp, she got all these block twill patterns by changing how she lay thread and using different treadling.



Top and top right: Felicity showed off her novelty yarn tip dyed finnX EL, for tip dyeing she just washed tips to dye and left the rest in the raw.



Right: Brooke's intarsia crocheted cardigan which she also designed.



DECEMBER MEETING



Far right, right, the winners of the Christmas Raffle display their prizes. I have to report that this editor failed to win, again. But I feel good about December 2025.



Right and below: Members enjoyed a Christmas Luncheon, with many people attending despite the heat.





FEBRUARY MEETING

The next Business Meeting will be Saturday February 1, in the Holder Memorial Hall, 196 South Road, Mile End. The fleece, yarn hire and library will be open from 9.30 to 11. Tea and coffee will be available for small charge from 9.30 am. Official business from 11. Please note the earlier times. There will be a speaker following the meeting.

Guild Day Responsibilities

Equipment Manager: Monty
Guild News Editor: Phoebe
Kitchen: Nancy
Librarian: Alison B
Membership: Andy
Official guide: Kath C
Trading Table: Phoenix
Yarn Buyer: Mary D
Workshops: Sharn

Kitchen

You may notice a new addition to the kitchen, I (Phoebe) take all blame for it, and bullied the girls into accepting it.

We now have an official 'Buddy Bench' (or buddy table as some might point out). For those of you who don't know- a buddy bench is for people who want to chat and maybe make a new friend. If you sit at the buddy bench expect someone to start a friendly conversation with you.

Badges

Mentioned in the Guild By-Laws (2.1) is the requirement to wear current membership identification when at the guild.

There are a lot of benefits to this system, including having an easy name prompt. The committee have decided to reinforce this regulation so please bring your current guild membership badge and wear it with pride.

I have seen some nice handmade lanyards that really offset the 2025 badge. Show them off!

A reminder that the **First Saturday Social Group** meets after the Guild Meeting. All fibre crafts welcome; the group is friendly, welcoming and always happy to meet more members. If you're a beginner we're happy to teach, if you're a master we will question you about everything. We are also happy to enable any purchases.



Speaking of buddies, if you are a new member and slightly unsure or if you see someone looking lost (and don't have time to talk) Kath C is the person you want to see. Kath is amazing at introducing new members to everyone and explaining all aspects of the guild. Everyone I have spoken to has glowing reviews of her tours. My records say that she has been a member since 1981, so she knows all the secrets! If anyone is willing to make her an '**Official Guide**' hat I would be much obliged, makes her easier to spot. Picture of Kath above left for everyone to recognise her.

The 2025 **Key register** still has keys missing. If you have a guild key please register with the committee or return it. As part of the security review the door code will also be changing.



FLEECE SELLERS

Clarendon Angora-kind mohair


Clarendon Mohair have kindly agreed to give a talk at the February meeting

We are a weaving-type Angora stud located south of Adelaide, in the rolling hills of the southern Mt Lofty Ranges. We produce mohair from a flock of 40 angora goats aged between 0 and 7 years old. From our start in 2018 with two does from Anesbury Hill stud, we have learnt to care for and love these gentle and engaging creatures.

In the past five years we have learnt to cater for the breed's needs in our location. Clarendon angora are shorn twice yearly and require hoof trimming (pedicures) each season. We are constantly surprised and amazed by the breed's strength and gentleness. Family groups are tight particularly at rest-time. Paddocks contain age groups after weaning because goat social structures are dominance based. This means that each paddock contains small groups of similar aged animals to ensure animal, pasture and soil health. This year we look forward to welcoming new bucks to SpringHill for breeding. Our aim in 2024 is to maintain our flocks stud standards and raise fine micron diamond fibre (high lustre mohair.) Our endeavours are supported by the great work of Compass Feeds and farm veterinary care by Cameron Veterinary Services.

Clarendon Angora is excited to bring a range of kid and fine adult Mohair to the Guild meeting on 3/2/2024 for the first time. As a keen fibre artist, Jacinta enjoys experimenting with natural dyes and has a range of carded and not carded coloured mohair locks for sale.

February - Clarendon Angora
March - Rockleigh Alpaca
April - Lucinvale Coated Spinning Fleeces
May - Suzie Horne Finnish Landrace
June - Bennett and Gregor
July - Lucinvale Coated Spinning Fleeces
August - Rockleigh Alpacas
September - Bennett and Gregor
October - Lucinvale Coated Spinning Fleeces
November - Eagleview Coloured Sheep



Rockleigh Alpacas

We have been breeding alpacas for 17 years, and have a range of different colours. Our fleeces contain minimal plant matter and dirt with feedback regarding the cleanliness of our fleece being very positive. We have a range of microns available and our first fleeces are always labelled so you will know which is a cria's first fleece and therefore the softest that alpaca will have. Our fleeces are skirted/classed at shearing into saddle fleece and seconds fleece, both of which are available. Saddle fleeces are priced individually whilst seconds fleece (underbelly/neck/legs) is sold per kg by colour. With around 50 new fleeces available each year there is sure to be something to suit your needs.

Top is a photo of part of our herd from mid January this year. Bottom left is a selection of our saddles in what we call a 'colour chart'. Whilst the third photo is of the seconds fleece available and how it is sold separated into colours.



Rockleigh Alpacas will be at the March Guild Meeting and are happy to take either cash or card.



AUSTRALIAN TAPESTRY CHALLENGE

The 2025 Tapestry Challenge is coming to an end, if you have entered it's time to wrap up (wrap up, ha!). Tapestries are due to Bev by 28/2/25.

If you haven't seen the Tapestry Challenge it's a yearly challenge run by our very own Joan H. Tapestry weavers are given a theme and have a year to weave a small tapestry based on the prompt.

There will be an official exhibition of all entries, launched in March, the exhibition will be on display for the April guild meeting before starting their trip around Australia to be displayed in several cities.

For more information see <https://sites.google.com/view/aus-tapestry-challenge/home>

If you are interested in participating, please contact (austapestrychallenge@gmail.com) for further information.



Far left, Mary with her 2023 entry, Left, Elly's 2023 entry.
Below the 2024 entries.
Photos taken from <https://sites.google.com/view/aus-tapestry-challenge/2023-tapestry-challenge>



NATURAL DYEING: HAVE I GOT THE BLUES

The short answer – No. Sorry, absolutely no progress with the making of an unconventional indigo dye vat. The one outside on the hot water heater has evaporated, and the fruit fermentation has done just that, but with no sign that the indigo has converted to indigo white. Grrr. Obviously, some of my substitutions weren't the right choice. Not giving up, but it may take some time to get to the bottom of the story.

So here is something to look at. Below is another selection of colours obtained from trees and weeds from around where I live in the hills. The original 10g dye material to 10g protein fibre is still the case, except where indicated (*)

Left Column: Top to bottom

- Eucalyptus gompolocephala (Tuart)
- Eucalyptus: leaves & bark sweepings
- Oxalis perennans
- Oxalis perennans *extra dye material/solar dyed
- Backhousia citriodora (Lemon myrtle)



Right Column: Top to bottom

- Eucalyptus sideroxylon
- Schinus molle (Peppertree)
- Eucalyptus camaldulensis
- Gallium aparine (Cleavers)
- Callitris preissii (Black Cypress Pine)

Notes: Oxalis perennans is native oxalis – sometimes the leaves have a reddish cast which is why I decided to try solar dyeing, to try to get the red, to little effect!

Leaves and bark sweepings – just what it says – impossible to separate, so a mix of everything.

Backhousia citriodora – can also be used like Bay Leaves, but give a lemon flavour.

Now, just for fun – here's some I prepared earlier! (Much earlier 😊)

Samples bunched together inspired leaves – pattern graph is from a Vogue Knitting; fiddled with the pattern construction to alter neckline and sleeves. Natural brown and grey skeins added for balance. Stem stitch mid-ribs added to the leaves at the end of construction



-Jill B



OPEN DAY

Last year we hosted an open day in September, on World Spin in Public Day. Thanks to everyone who came and promoted it the day was an absolute success. And so now, in the age old tradition of not knowing when to stop I am planning another open day. Great idea.

This one will be slightly different from the last. The aim this time is to get people into the guild trying out fibre arts. Last year we were able to show weaving and spinning and 'have a go' at spinning, this year we're hoping to promote 'have a go' for spinning, weaving and felting. So it will be a true come and try day.

We would love to have as many members as possible be part of the day; I are looking for people to help in the kitchen, to help teach, to help with memberships, to welcome people, to help with workshops and many other things.

If you can't come on the day but are going to Fibre Feast and can spare an hour please think about helping out at the Guild Demonstration stall. We have always had a LGG presence at Fibre Feast, this year we will also have a demonstration space to promote the guild and invite people to Open Day. Please consider dropping by and manning the stall for a short shift.

If you can't come on the day but can spare some time we need help cleaning, checking equipment and getting it ready, cooking, and please, someone who has the talent to make an amazing flyer.

If you don't have time but have started the new year with a desire to destash we are also looking for donations for learners:

- yarn, any weight, any fibre content, at least 10g is perfect
- fibre any colour, any content clean is better but we can wash fleece if necessary
- the little rings off jars, the one just under the lid. If you can fit your hand through it then the size is just right.

If you are able to help please let me (Phoebe) know, I promise I will find something that suits your time, energy and interests. hswgnewssa@gmail.com or at the Guild Meeting day.



What: A Guild Open Day

When: Sat March 22

What Time: 10-2

Where: 196 South Road





BEANIE FESTIVAL CHALLENGE

The Handspinners and Weavers Guild of SA is entering Alice Springs Beanie Festival this year. Join us as we compete for the best 10 handspun/felted/woven beanies to represent the guild. All beanies need to be completed for the March meeting.



Images from
<https://www.beaniefest.org/>

What is a beanie?

The Alice Springs beanie festival defines a beanie as ‘any hat that provides warmth and sits well on the head’

How will your competition work?

At the March meeting all members are invited to enter their beanies for judging, which will be decided by popular vote. You can enter as many beanies as you like. They can be felted, woven or kit/crocheted. If you are knitting/crocheting the yarn needs to be predominately handspun (this is our rule, as we are the handspinners guild, the beaniefest itself has not rules on this)

As a group we can send a maximum of 2 beanies to the International Beanie Competition and 10 to general sales ‘Beanie Central’.

Will I get my beanie back afterwards?

No, all beanies we send to the festival are done so with the expectation of being sold. However, the maker sets the price and people are encouraged to set value their work. When pricing keep in mind that beanies at ‘Beanie Central’ attract a 30% commission from the organisers, those in the International Beanie competition have a 50% commission. If any beanies don’t sell they will be returned. Members will keep any proceeds from their sales.

What is Beanie Central?

Beanie Central is the heart of the festival. This is the place where thousands of beanies are sold over a two day period. They are piled up on every surface and hung from the ceiling. They range from plain mens beanies to glamorous embroidered or felted sculptural pieces. For more information see [here](#).

What is the International Beanie Competition?

These beanies go on display in the hall. They are for sale but are also judged and can win awards with up to \$200 in prize money. These beanies are extravagant so let your imagination guide you. The theme for this year is ‘Sporting Headgear’. Here is a list of the categories, all entries are automatically judged in all categories. See [here](#) for more information

What if I want to enter but don’t want to sell my beanie?

I’m sorry, all beanies entered are done so with the expectation of being sold.

How will we know what happens to the beanies in Alice Springs?

Shirley goes to the Beanie Festival every year and will update us on events. She will be our roving reporter.

Why are we doing this?

To show off our talents and to be part of one of the biggest fibre events in the country. Good luck to everyone and I look forward to seeing everyone’s creation in March.

Thank you
Shirley and Phoebe



GUILD GROUPS



top: tie bag made by Marina from Mary's husband's ties.
right: Anne-Marie's matching crocheted bags.



Handspun jumper from Christine with an interesting construction.



Mandy and Norma both got creative and made their own yarn blends by plying commercial yarns together for these jumpers.

Felt Collective

Meet on the first Wednesday of the month from 10.30. Bring materials, equipment, lunch.
Contact Kirsten kohlhabersurikow@gmail.com

First Saturday Social

After the Guild meeting on the first Saturday for a chat and craft. All welcome; spinning, weaving, knitting, crocheting, felting, braiding or dyeing.

Spin to Make

Meet on the second Saturday of the month. 12-3.

Spinning Get Together

Group meets every Tuesday 9-1. Spinning skills are taught, beginners please arrive at 9.30.

Sun Felters

Meet on the third Sunday of the month from 9.30am. Basic skills required, bring your own materials and equipment. Contact Helen for more information 0428 459 672.

Weavers Anonymous

A problem solving group who meet at alternate Guild meetings or via Facebook.

Weaver Birds

Group meets every Wednesday 10.30-2.30. Bring your portable loom or other equipment or book a Guild floor loom.

Weavers Study Group

A working group at the Guild meeting in Feb and Aug to exchange samples.

Why Wednesday!

Meets every Wednesday 5-8.30. We come directly after work so bring dinner and have a chat before we get started. All crafts welcome, and we're happy to get people started spinning.



AFFILIATE GROUPS



Below are the meeting times and contact details for the HSWGSA Affiliated groups. HSWGSA Members are welcome to attend these meetings, there may be a fee attached for room use.

Group newsletters are available in the library if you want a peek at what these groups are up to. We're also hoping to hear more from them in the Guild News.

In the meantime, if you're planning on a road trip this year a trip to all the affiliate groups sounds like a great drive, you could drop in say hi and see what they're up to!

Group

Meeting Place and Time

Contact

Group	Meeting Place and Time	Contact
Adelaide Hills Hand Spinners and Weavers Group	Peace Memorial Hall, 75 Princes Highway, Littlehampton on the first and third Thursday of the month from 9:30am to about 2pm, and on the second Tuesday of the month from 7pm to 9:30pm for night spinning. When there is a 5th Thursday in the month we have an extra social day (also 9:30am to 2pm at Littlehampton)	ahhswguild@gmail.com (Linda)
Aldinga and Sellicks Beach Spinners etc	Aldinga Institute, Old Church Road, Aldinga - every Tuesday(during school term), 10.00 - 3pm plus 6.30pm -9.45pm, every alternate Thursday	aldingaandsellicsspinners@gmail.com (Rosemary)
Basketry SA	HSWG Hall on the 2nd Wednesday of the month and 4th Sunday of the month	basketrysa@gmail.com
Elizabeth Spinners and Weavers Inc	47 Northampton Crescent. Elizabeth East 5112. every Wednesday 10am - Noon	shirley.jones@optusnet.com.au (Shirley)



AFFILIATE GROUPS

Group	Meeting Place and Time	Contact
Gumeracha Handspinners and Weavers Guild Inc	Salem Baptist Church Hall, 30 Victoria Street; Gumeracha, 5233. Tuesdays 10am -2pm	gumerachaspinnnersandweavers@gmail.com (Sarah)
Mount Gambier Spinners and Fibre Group	Meetings: Church of Christ, Jubilee Highway, Mount Gambier. Tuesdays 9.30 to noon and Thursdays 6 - 9pm	mtgspinnners@gmail.com (Jane)
Mount Pleasant Spinners and Craft Group	St Johns Church Hall, Melrose Street, Mt Pleasant. Wednesdays 10-3pm	kcap2@icloud.com (Pam)
Naracoorte Spinners and Weavers Group	Sheep Back Museum OR Art gallery (alternate months). Last Tuesday of the month 9.30am	camcdonald54@gmail.com (Carolyn)
Saddleworth Spinners	Saddleworth Memorial Community Hall Thursdays 9.30-1.30	cheryl.koglin@bigpond.com (Cheryl)
Seaford and District Spinners and Weavers	Christies Beach Sailing Club, Esplanade, Christies Beach. Mondays 11-3.00pm excluding Public Holidays	margaretp18@bigpond.com (Margaret)
South Coast Spinners and Weavers Group	Adare Uniting Church Hall, Mondays (except public holidays). 10am -2pm	jrark.holmes@gmail.com (Althea)
Sunraysia Spinners and Weavers Inc	Madec Mildura. 2nd and 3rd Monday of the month	fsparkman2@gmail.com (Fiona)
Wild Fibre Artists	various	bbills@bigpond.net.au (Bev)
Whyalla Handspinners and Weavers Guild Inc	Tanderra Craft Village , block J. Wednesdays and Saturdays 10am -2pm	whyalla.handspinnners@y7mail.com (Marilyn)



PERSONAL PROPERTY AT THE GUILD

In the December-January Guild News, sent out 3/12/24 the committee asked all members who have private property at the Guild to inform the committee by filling in the form below, it is policy that this form be filled out when any personal property is left at the Guild, for any period of time. After six months of no contact with the Guild (represented by the committee) then ownership of any property is gifted to the guild.

It is a requirement of the Private property policy that the committee review all the Private Property left at the guild annually. The Guild welcomes members who may wish to leave private property, both for their own use and others, at the Guild. However, there is limited space so not all items members might wish to leave at the Guild may be able to be housed. Please also be aware that if you leave personal items at the Guild that they are not covered by the Guild insurance.

Final approval for Private Property at the Guild rests with the committee. The Guild hall is large but it is not large enough to house equipment for all members. If you have personal equipment at the Guild, whether it is for your own use or others' please label it and fill in the private property agreement below. It is a requirement to do this as it acknowledges that you accept the limitations and restrictions in place.

Please give your completed form to a committee member, leave it in the Secretary's pigeonhole or email the completed form to info@spinweavesa.org

If you have done this since the 3/12/24 then thank you, if you have done it prior to this date please do it again, as these records need to be updated.

You can find the form and Private Property Procedure online at <https://spinweavesa.org/private-property/>

Agreement: Private Property at the Guild

I agree to the following conditions for leaving my private property at the Handspinners and Weavers Guild of South Australia:

- a. I understand that the Guild's insurance policy does not cover my property.
- b. I agree that other Guild members may apply to the Guild Committee to use this property in an appropriate fashion if I am not using it.
- c. I agree to remove the property if I cease to be a member of the Guild.
- d. If I fail to remove this item within three months of being asked to remove it, then I agree to the item being gifted to the Guild, at the discretion of the Guild Committee.
- e. I agree to gift the item to the Guild if I fail to maintain contact with the Guild over a six-month period, at the discretion of the Guild Committee.
- f. I agree to inform the Guild Committee within a month of any change to contact details.

Name: _____

Date: _____

Description of item left at Guild:

Please include brand markings, size, and any other identifying details.



PROPOSED WORKSHOPS 2025

Register your interest to be emailed once details are confirmed.

Email: hswgworkshopsa@gmail.com or contact Sharn in person at the Workshops desk at the monthly guild meeting.

FEBRUARY

Sunday 9th Dye cotton and cellulose fibres with Mary Dodd-**FULL**

Saturday 22nd Spinning the breeds with Andy Barrett-**FULL**

MARCH

Sunday 9th Dye cotton and cellulose fibres 2 with Mary Dodd **NEW**

Saturday 15th Learn to Spin Luxury fibres with Andy Barratt TBC

APRIL

Sunday 6th Mosaic Magic (mosaic knitting) with 'Dear Pru'-**FULL**

MAY

Sunday 4th Bread & Jam taster with 'Dear Pru'. (hat featuring basic brioche & colour work. Pattern included)

Sunday 18th Beginner's Felt- Phone/Glasses case with Helen Vonow.

JUNE

Saturday 28th Natural Dyeing with Andy Barrett. MEMBERS ONLY

JULY

Sunday 13th Needle Felt a Sheep with Louise Davies (suitable for beginners)

AUGUST


Saturday 16th Learn to Spin Silk with Andy Barrett

SEPTEMBER

Saturday 27th Learn to Drop Spindle with Andy Barrett (suitable for beginners).

Bread & Jam Beanie Taster with 'Dear Pru'

Sunday 4th May 2025
1-4pm



This workshop is designed to 'taste test' the Bread and Jam Beanie pattern. Let the designer, Pru Raymond, help you to discover the skills required to complete this project successfully, including tubular cast on, single colour brioche in the round and stranded colourwork skills. A printed copy of the published patterns and a digital download code will be provided as part of your workshop materials.



DATES TO REMEMBER

February	1 February Guild Meeting 9 Dyeing Cotton Workshop 22 Spinning the Breeds Workshop
March	1 March Guild meeting 2 Fibre Feast; the Guild will have a stall 9 Dye Cotton and cellulose fibres Workshop 15 Learn to Spin the Luxury Breeds Workshop 22 Guild Open Day
April	5 April Guild meeting 6 Mosaic Magic Workshop 18 Good Friday 20 Easter Sunday
May	3 May Birthday Guild Meeting 4 Bread and Jam Taster Workshop 10 History Month Spin in Adelaide Arcade 18 Beginners Felt Workshop
June	7 June Guild Meeting 28 Natural Dyeing Workshop
July	5 July Guild Meeting 13 Needle Felting Workshop
August	2 August Guild Meeting 2-3 Aldinga and Sellicks Spinners Open Weekend 16 Learn to Spin Silk Workshop

Heat Policy

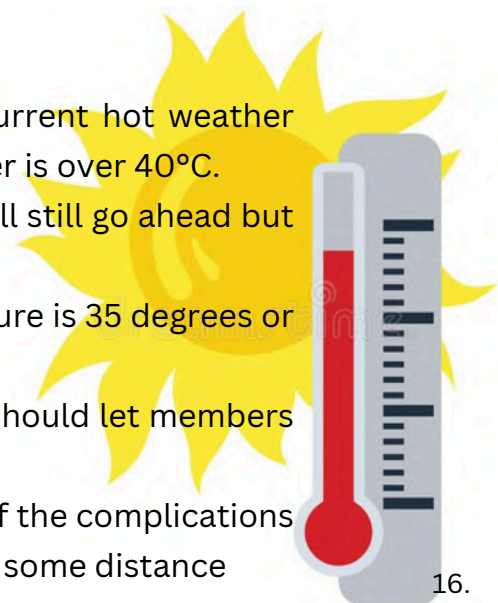
This summer is forecast to be hot, so a reminder that the current hot weather policy is that it is advised not to be in the building if the weather is over 40°C.

-If the weather is to be over 35°C for a Guild meeting then it will still go ahead but in a reduced form.

-The Little Glory Gallery will be closed if the forecast temperature is 35 degrees or higher.

-Guild groups make their own decisions and group conveners should let members know their policy.

-Workshops will continue regardless of temperature because of the complications of contacting participants and tutors who may be coming from some distance





NOTICEBOARD

Weaving Classes with Bev Bills

Beginners to advanced 2, 4, 8, 16 shafts, inkle, rug and tapestry weaving.
Various yarns available, wool cotton, some linen and seine twine for tapestry weaving.
Classes at Studio B, 5 Whaddon Rd, Brooklyn Park, Mon 9.30-2.30, Sat 1-4.
Contact Bev on bbills@bigpond.net.au, 0415 616 900 or 8443 6102



The 'Radical textile exhibit at AGSA continues until 30/3/25. This comes highly recommended by several members. There is an entry fee.

'The use of textiles by artists and designers has long been associated with moments of profound social change and political rupture. From tapestry and embroidery to quilting and tailoring, in the hands of artists, textiles are defined by tension and transformation, resistance and activism. Textiles are a means of time travel and truth-telling.'

For more information see [here](#)

Not a textile artist but we can appreciate all artists. If you haven't been to see it yet, the Chihuly exhibit at the Botanical Gardens is not to be missed. Free entry during the day and ticketed with an entry fee at night.

'As you meander under majestic trees and through the lush landscapes of Adelaide Botanic Garden, an event by the world's most celebrated contemporary glass artist, Dale Chihuly, awaits you.'



For more information see [here](#)

Festival of Fibres 2025 Creative Fibre National festival is running in New Zealand 10-13 April.
A 3 day festival in Christchurch with over 30 workshops and talks.

Several Guild members have already booked their places, why not join them for an international excursion. Registrations close 28/3/25.

For more information see <https://festival2025.creativefibre.org.nz/>

Festival of *Fibres*
CREATIVE FIBRE NATIONAL FESTIVAL 2025
Threads for Change



Government
of South Australia

This Guild News was Kindly printed by the Hon. Tom Koutsantonis MP, Member for West Torrens