



# HSWGSA Guild News

## ISSUE JUNE-JULY 2024



Spinning in Adelaide Arcade, Irina, Enken, Alison, Barbara, Phoebe, Mandy, Mignon, Molly, Glenda and Carol. for more information see page 7



# COMMITTEE REPORT

Dear Members,

welcome to the June edition of the Guild News. Winter is our season and where we shine best...spinning, knitting, weaving, felting and prepping our fleeces. Also, it's the time of year when sales in the Little Glory Gallery get an added boost with purchases of beanies, scarves, socks and gloves. So, let's get busy.....



## Guild Website

Our new look webpage is our public face including all the information about who we are and what we do. Although the committee were hoping to launch the website at our May Birthday meeting, it has taken a bit longer than expected. Just last week our web designer added the last of the images and organised the workshop calendar. Once it's up and running you'll be able to pay and renew your membership online, check the workshops calendar and contact specific committee members. Our address is <[www.spinweavesa.org](http://www.spinweavesa.org)> and main email address is <[info@spinweavesa.org](mailto:info@spinweavesa.org)>

## Adelaide Arcade display

A big thank you to Barbara, Alison B, Phoebe and friends for the fantastic display of only some of our historic equipment in the Adelaide Arcade. It's a great idea for History Month and is good advertising for us. The girls have done us proud. If you have the chance, pop in for a lookie or check out our Facebook page for a couple of photos.

## Royal Adelaide Show

In our last Guild News, Mary Dodd wrote an encouraging article about her experience of entering the Royal Adelaide Show 'competition.' It's well worth another read. Keep in mind, it's called the Royal Adelaide Show and NOT the Royal Adelaide Competition! So, let's show the public what wonderful crafts we create. Entry forms are due by the 21st of this month and if you're not sure how to enter online then Ali can help you at this month's meeting

. And, once again, Bev Bills has kindly offered to deliver your pieces (and paperwork) to the Showgrounds for the judging. Contact Bev at <[bbills@bigpond.net.au](mailto:bbills@bigpond.net.au)> to arrange for the judging. Contact Bev at <[bbills@bigpond.net.au](mailto:bbills@bigpond.net.au)> to arrange.

## Show Roster

Why don't you add your name to the Show volunteers roster which Deidre has placed in our main hall. Working at the Show is a great way to chat with the public about who we are, share your enjoyment of your craft and hopefully sell a thing or two. You will always be rostered on with an experienced member and you get to be part of the Show experience. It's great fun...

## Show Challenge

As mentioned at last month's meeting, this year's challenge is all about using fibres from the Camelid family (or a thematic creation thereof). On further thought it was decided that if spinning a camelid yarn it must be 100%. That means, no fibre blends. Please include a fibre sample with your entry.

## Strategy for the Guild's Future

In upcoming months members will be asked to complete a survey about the Guild's future. You will be able to complete the survey digitally or in print + post form. We need your views, opinions and ideas about how we go forward in the future. Currently, the committee has approved solar panelling (which will greatly reduce our electricity costs), the refurbishment of the floorboards in the LGG and the box guttering to be enlarged to carry the winter rains away from the annexe. This is your Guild and your building - therefore your voice is important to us.

As always,

We appreciate your support as we endeavour to work for the best of the Guild and are inclusive of all its members.

-- your Committee



# UPCOMING MEETINGS (JUNE-JULY)

The June Business Meeting will be held this Saturday, the 1st, at 12.15 in the Holder Memorial Hall. It will be followed by the June Committee meeting. Please add any agenda items to the noticeboard in the kitchen entrance. Please stay for the Business meeting if you can, all members have an equal say and it's important to hear different voices.

Doors open at 10.30 this Saturday for the kitchen, library, fibre sales, equipment room, trading table, raffle and fleece sales. These close at 11.45.



## Kitchen

Nancy (right) and her kitchen helpers Claire (left) and Helen arrange cakes, tea and coffee every Guild Day. It's a big job and they do it extremely well. Prices are clearly displayed, tea and coffee are always available, and the cakes are a surprise each month.

Mandy brought in some savoury snacks that were very well received, it would be much appreciated if anyone else is able to assist, please contact Claire cabennett@adam.com.au if you are able to help.

The kitchen is open on Guild Days until 11.45.

## Trading Table

Phoenix has been missed for the past two months but never fear, he shall return for the June meeting. Please remember, craft items are always welcome but please drop homewares off at the op shop first.

## Yarn Table

Help Required. Hello fellow guild members, we are in need of at least two more helpers from June to assist us on the Yarn Table. Unfortunately one of our long time volunteers Tina has to now work on a Saturday. From July 1st I will be taking over managing the Yarn Table with help from Kathy. There will be a transition period with Julianne for a few months.

We are all well known to most of you, we are a friendly lot, who are generally very busy on Guild days. Tasks would involve weighing fibre and packaging. At present Mary helps place prices and appropriate stickers on the packaging. Another person, Jan takes the items into the Gallery once they are written up in the books. I will do the books in June, but after that I would love another responsible member to take on this role as my role changes too, and I learn to do what Julianne did.

The book work is easy to learn but super important, as these items are entered into the Gallery's computer by Deidre, being accurate is important, and easy to decipher. Our table sells fibre/dyes to guild members and the public, we also restock the Gallery's sold items. Sometimes we have small lists and the work is done quickly. Other times the lists (dyes/labels) and (fibre- wool and silk) are long. The more help we have the better.

Our role is essential to help fellow members, the Gallery and the Guild in general.

Up side is we do lots of chatting, give advice on fibre choices, on dye colours. We do show and tell (look what I have done) as you come through the door! After all we are the first faces you see as you enter the back door. We talk about our stash, and support each other by trying to make everything run smoothly. Lots of work out of hours has been done by Julianne, I have started ordering items, these need to be packed away too.

In the quest for more fibre ect, we are here to help, we aim to keep you healthy. Remember fibre in your diet is essential.

-Mary D



# UPCOMING MEETINGS (JUNE-JULY)

## Library News

As most of you will know by now, after more than 20 years of amazing service as the Guild Librarian, Cheryl, and her assistant Margaret, have decided to take a well-earned break and enjoy Guild life from out behind the library shelves.

As of the July meeting I'll be taking over as the Guild Librarian, so I thought this was a good opportunity to introduce myself and to say a massive thank you to Cheryl and Margaret, who have both put in an enormous amount of work over the years and have built the library up to the wonderful resource that we enjoy today. I would also like to express my personal gratitude to Cheryl, who has been so encouraging and helpful over the past months as I've been in training to take on the role.

A quick introduction from me – as a lifelong book lover and after a stint of working as a bookseller in Canada for a year, I came back home to Adelaide and completed a postgraduate qualification in Library and Information Management in 2007. I spent the next 15 plus years working for a library supplier, with most of those years spent selecting and supplying books for public libraries, consulting on new library collections and helping libraries in SA and interstate keep their collections up to date and relevant to public library users today. After leaving that role and until recently I have spent some more time as a bookseller, this time at Imprints Booksellers on Hindley St. I joined the Guild in 2019 as a beginner weaver – I have since learned to spin as well, and am interested in all textile crafts, as well as textile history and textile traditions from around the world. I'm very much looking forward to taking on the role of Guild Librarian and hope that I can live up to the wonderful example that Cheryl has set over the years, along with Margaret and previous Guild Librarians and assistants who have so ably and admirably volunteered their time and expertise in the Guild Library.

Thank you to those members who have been making me feel welcome behind the library desk as I've been training over the last few months, and if you haven't been into the library for a while, please do come in and say hi – we are always adding new and interesting titles to the collection, to further your skills or to perhaps add a new textile craft to your repertoire!

-Alison B

## Equipment room

You will see that prices have had to go up, as mentioned earlier in the year. The new prices are displayed on the equipment room door.

The Equipment room is unable to sell items for members. However, please feel free to take out an advertisement in the News (nudge nudge!).

The June **Fleece seller** is Deb from Eagleview Coloured Fleece, She will have English Leicester, Polwarth, some alpaca and some mohair. Unfortunately she doesn't have moorits anymore. Fleeces are sold in 1-2kg bags and Eftpos will be available. When pressed for a favourite she admitted that she likes the Polwarth as it is so soft but prefers the English Leicester as it so easy to spin. On spinning the EL  
"I never wash, comb or card- too much work. I always spin straight from the fleece after just teasing the tips with my fingers. I wash the skeins."

## Fleece Sellers 2024

(May be subject to change)

**June** -Eagleview Coloured Fleece, Deb Hopton (Polwarth, English Leicester, alpaca and mohair)

**July** - Lucinvale Coated Spinning Fleeces, Kath Lomman (Corriedale/Romney/Finn crosses, white and coloured fleeces)

**August** - Rockleigh Alpacas (Alpaca)

**September** -Bennet and Gregor (Corriedale and Merino fleeces and roving)

**October** - Lucinvale Coated Spinning Fleeces, Kath Lomman (Corriedale/Romney/Finn crosses fleeces)

**November** - Eagleview Coloured Fleece, Deb Hopton (Polwarth, English Leicester, alpaca and mohair)

**December** - Bennet and Gregor (Corriedale and Merino fleeces and roving)



# PREVIOUS MEETINGS (MARCH-APRIL)

Hasn't the year flown by so far, at least the cooler weather brings with it more chances for handmade jumper spotting (and wearing). Last month we had the Birthday meeting, with some delicious morning tea organised by Ali G-D, Nancy and Claire and supplied by members.



Above: Raffle winners show off their prizes. Thank you to all who donated and organised.



Left; Helen with her winning entry in the Birthday competition and, below Sharn with her winning Flammegarn socks



Right, action shot of Rowena and Shirley presenting prizes to competition winners.



Above; on display was the table cloth of guild members. Members have been adding their names to the cloth since the 80s, and all corners feature sassy sheep.

Members can pay \$5 to have their name embroidered onto the cloth, they will be sewn on in your own handwriting (or exactly as written if you ask someone else, maybe with beautiful writing to scribe).

Members can also choose their own colour. This is used for fundraising.

Speak to Pat for further information.



## BIRTHDAY HONOURS 2024



Birthday Honours were awarded to Cheryl Koglin for her service to the Guild as librarian for 23 years. On the left is receiving her award and below the speech that was read at the meeting.

Cheryl joined the Guild on 15 August 1998 and in 2001 took on the volunteer role of librarian alongside Chris Mackintosh.

Cheryl has been the Guild's librarian for the past twenty three years and follows in the footsteps of Mrs Ginsburg, Mrs Piggott, Rita Black, Wilma Beyer, Heidi Adami, Marion Kudinoff, Heather Chaplin, Julie McLachlan, Rosemary Mitchell, Lucy Vuurens, Phillip Rundle, Thelma Potts, Mike Barton, Chris Mackintosh and Bev Roediger.

Margaret Perry, Robyn Fuller and Evelyn have been Cheryl's recent helpers. Cheryl continued to add stock to the library through member's requests, by researching on the state library website, from reading book reviews in our specialist magazines, and when attending events. For example, at once Fleece and Fibre Fair, Cheryl purchased Crochet Flowers; Knitting on a loom; Top down sock patterns; The Divine Drop stitch; Gloves - Knitted; and Indigo Dyeing. If you've ever borrowed these books then you can thank Cheryl for sourcing them for the Guild.

In 2014 a new computer and printer were purchased and Cheryl then added the task of photocopying knitting patterns to her repertoire for members and Interweave digital workshops were added to our CD collection through our licensing permissions. Just in 2014 alone, \$1000 was spent on books for the library. At the end of the CoVid-19 years we had 3922 books and magazines in the library.

I'm sure you all agree that Cheryl is a most deserving recipient of this award and we all wish Cheryl best wishes for her future endeavours and woolly adventures and hope that she is still a frequent face around the Guild.

*Cheryl wrote a piece about her assistant Margaret, who is also retiring.*

Margaret Perry joined the Guild in 1997 and has held various roles,  
Margaret was awarded with a Service Award in 2021 (I think it was that year)

Margaret has been membership secretary, held a position in the Gallery always helped in the gallery.

Margaret started in the library about 20 years ago and has been invaluable, always helpful, cheerful and knowledgeable about any craft.

Margaret has been a weaver, spinner, felter, knitter and crocheter.

Both Margaret and I will still be around to assist Alison



# ROYAL ADELAIDE SHOW

Categories are out and it's time to start creating if we're going to beat Mary, Ali D-G, Jo and Bev. Watch out ladies, we're coming for you!

But seriously, let's up the competition a bit. We can only keep the handicraft section alive by entering, this year there are only 4 categories for spinning, including the camelid challenge. Let's aim to have so many entries this year that we're put in a better display area than last year,

[Click here for a link to the Handicrafts competition list](#)

Pages 25-27 for spinning, weaving and felting classes

CLOSING DATE OF ENTRIES: Fri 21 June

COLLECTION OF EXHIBITS: Tues 10 Sep

\$8 per entry

and the important information: First prize: \$25 and ribbon, Second: \$10 and ribbon, Third: ribbon. But, more importantly, glory.

If you need a hand to complete the online application for the Royal Adelaide Show craft competition, then Alison (acting secretary) will help you at our June meeting - entries need to be in by Friday 21st June.

Bev Bills has generously volunteered to collect people's show entries (and paperwork) and deliver them to the Adelaide Showgrounds. Contact Bev on [bbills@bigpond.net.au](mailto:bbills@bigpond.net.au) or bring your items (and paperwork) to the August meeting.

Left is the online entry form. You need to create an account (email address and password) to enter online. Please see Ali D-G at the June meeting if you're having difficulties.



Adelaide Show Challenge - The Camelids - it has been confirmed that it must be 100% camelid family fibre (or reflecting the theme of camelids). A good reason to go through your stash of alpaca, llama, camel, guanaco or vicuna and pull it out for a spin.



# ROYAL ADELAIDE SHOW CONT'D

## Sheep to Shawl Challenge Update

Preparations for our Sheep to Shawl Challenge at this year's Royal Adelaide Show are continuing. We had a meeting with some members of the Royal Show team during the month and plans are firmly underway – at this stage it is due to take place on the opening weekend of the show and there is some excitement at the prospect of a live demonstration of a sheep being shorn through to a finished shawl in three hours. We have a team of three spinners and one weaver ready to go (if a little nervous at the prospect of getting it finished within the time limit) and there are plans to sell the finished shawl off during the show, with proceeds to be split between the Royal Show Society Education Foundation and the Guild.

We are hoping that if enough space can be found for us then we'll be able to have a second team join in the fun – if you think it might be something you'd like to participate in, let us know and we should know soon if the Show can find us enough room to turn it into a friendly competition between teams.

We'll also need some helpers on the day for setting and packing up – email [hswgnewssa@gmail.com](mailto:hswgnewssa@gmail.com) if you'd like to be involved or to find out more information.



Baaarbra, one of the hardworking members of the Adelaide show team.

The roster is out for volunteering at the Guild stall at the show.

Please consider signing up for a shift or two; even if you have no cash handling experience you can meet customers, celebrities (I'm still jealous of whomever sold one of Mary S's flower hats to Costa) and those who are entranced by the display spinning wheel. The show is one of our biggest events of the year, both for fundraising and promotion. We need you!

I can vouch that it's a lovely day out, you can plan your shifts around the woodchopping and dog dancing competitions and with free entry on the day you volunteer there's money left over for a Bertie Beetles show bag.

If you're creating for the shop (and please do!), toys and small items for children are bestsellers, as is Mignon's gorgeous wall of beanies. Socks, fingerless gloves and garments are also always needed. Let's hope for another cold snap this year.



# DESTASH DAY

Guild De-Stash day Saturday 13th April 2024 at the Guild

The doors opened for the sellers at 8.30 and for the purchasers at 9.00am. The Guild itself was represented with the library and the equipment room opening its doors for bargain hunters – magazines for 50 cents (or make an offer) and spinning wheels (requiring work) for \$10 or \$20!

Such temptations – and so some of us were re-stashing rather than de-stashing.

A successful morning and congratulations to the organisers and all who participated.



There is another story here – Brian (ably assisting his wife Kath) was wearing an apron labelled “Av-a-go” which referred to his participation in a “sheep to shawl” event as part of a men’s team (the rams naturally). He said that they were competitive with the spinning part of the competition but didn’t get up to the mark with the knitting -- but as he stressed -- the important thing was, of course, to “av-a-go”.

-Janet Maughan



# SPINNERS TAKE OVER ADELAIDE ARCADE

Thanks to one of our members, the Handspinners and Weavers Guild have had the unique opportunity to take over downstairs Adelaide Arcade for History Month.

We have had a display in the old tea rooms for the entire month, not easy to put up when \*some people\* keep mentioning ghosts.



And then, on May 18th ten spinners moved in to the ground floor of the arcade and spent the day spinning, chatting and interrupting shoppers as we promoted spinning, The Guild and The Little Glory Gallery. By the end of the day we were out of energy, flyers and fleece to spin. A special mention to Molly and her dress up bag, Irina and her ability to charm all passer-by-ers, Mandy for not selling her display jumper (even though she could have, several times), Enken and her spectacular vest, Ali B for bringing her giant showstopper Elizabeth wheel, Mignon for her unflappable ability to keep spinning with all the excitement (I promise you, she was able to fill an entire jumbo bobbin), Glenda and Carol for showing the kids how hip spinning is with their electric wheels and of course, Barb who organised, set up, and managed the entire day. Should we plan again for next year, same place, same time, same spinners ... or maybe more?





# LITTLE GLORY GALLERY

Dear Members,

There has been an increase in errors during sales in the Gallery over recent months, resulting in either an undercharge to the customer, a loss to the guild (we make up the difference), or difficulty in identifying the item because of an absent or incorrect code.

A number of factors may contribute to the problem

- Stress and pressure from long queues, particularly on meeting days
- Being tired or unwell
- Large orders
- Label prices and codes difficult to read
- Trying to squeeze too much information on the docket page.

The Gallery Committee suggests the following to help reduce the risk of error and resulting frustration

Take your time, try not to feel pressured. We are all used to waiting in queues.

Item labels

- Clearly write all details, especially the price.
- Leave enough space for the assessors to write a clear code
- Write a new label if an error is made

Sales Dockets

- Print all details clearly
- Include description of the item and code
- Do not cram information together
- Double check prices and totals

Large orders

- Have someone help read out the labels
- Use several pages and subtotal at the end of each
- Number the subtotals as you go
- Transfer the subtotals to the final page
- Double check total each page and final total
- Confirm the number of items sold matches the number of items on docket

We cannot stress enough how much we need and appreciate your help. If you have any more ideas that could help improve the sales process, don't be shy come and share them with us.



# VOLUNTEERING

## Volunteering

Australia is a country that prides itself on its volunteer sector. Even a small organisation such as ours depends wholly on its volunteers. We do not have any paid employees. Each one of us has skills that can contribute to running of our Guild. Whether you are social, introverted, a number cruncher or good at shelving library books, your skills are important for us as a charity and not-for-profit organisation. Our Guild can only run with the kind efforts and expertise of our many and varied volunteers. Please consider volunteering, in any capacity, to help our Guild move forward in the future.



Adelaide Show roster - all members

Archivist - Alison G-D

Committee members - all members

Curators - all members

Equipment officer - Monty

Guild News editor - Phoebe

Guild News printing and postage - Anne

Group convenors - various

Judging & voting - Shirley and Sharn

Kitchen hostess - Nancy

Library - Alison B, Cheryl and Margaret

Little Glory Gallery roster and management - Deidre, Fay and all members

Looms - Elly

Membership secretary and Returning officer - Rowena and Janet

New member advocates - Kathy B and Kathy C

Public officer - Helen Vonow

Purchasing officer - vacant

Raffles & Fairs - Robyn

Secretary - vacant

Social media administrator - (FB vacant) and Instagram - Mignon

Trading table - Phoenix

Treasurer - Karina

Workshops - Sharn

Yarn table - Julieanne and Mary



**And anyone we've forgotten...a big, big thankyou!!**

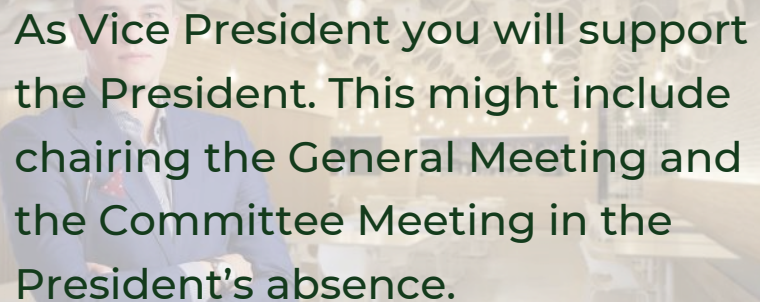


# JOIN THE GUILD COMMITTEE

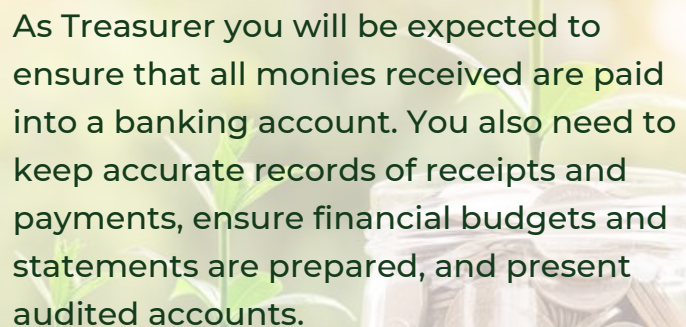
At this year's AGM please consider adding your name to the Committee. Nomination forms will be included in the August Guild News and must be submitted to a committee member by the COB on the 4th day in September. Further info at [info@spinweavesa.org](mailto:info@spinweavesa.org)



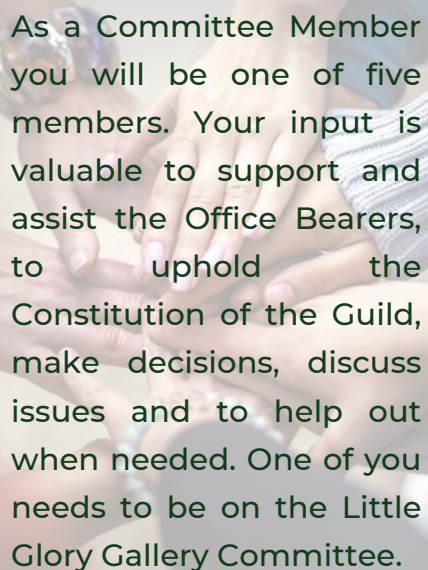
As President you will be expected to chair the General Meeting and the Committee Meeting. You will keep the Common Seal safe, maintain the Key Register and oversee the smooth running of the Guild.



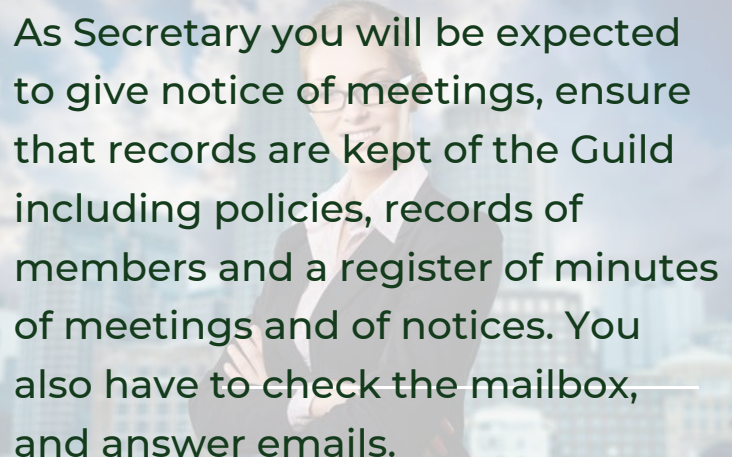
As Vice President you will support the President. This might include chairing the General Meeting and the Committee Meeting in the President's absence.



As Treasurer you will be expected to ensure that all monies received are paid into a banking account. You also need to keep accurate records of receipts and payments, ensure financial budgets and statements are prepared, and present audited accounts.



As a Committee Member you will be one of five members. Your input is valuable to support and assist the Office Bearers, to uphold the Constitution of the Guild, make decisions, discuss issues and to help out when needed. One of you needs to be on the Little Glory Gallery Committee.



As Secretary you will be expected to give notice of meetings, ensure that records are kept of the Guild including policies, records of members and a register of minutes of meetings and of notices. You also have to check the mailbox, and answer emails.



# AFFILLIATE GROUP WARRADALE SPINNERS

The Warradale Spinning Group meet every Wednesday between 10.30 and 1.30pm at Faith Lutheran Church, 2 Ailsa Ave Warradale.

Our numbers are dwindling and we are keen to keep our spinning, knitting, crochet, and creative group going after many successful years in operation since 1987.

Our meeting place is comfortable and a short distance from Marion shopping centre and Oakland's park railway station. We have coffee and tea available, and the occasional cake or other goodies and pay \$4 each on a weekly basis.

Contact Shirley on 0439 817 700.

- Kath Clarke.



## ROBERTA ELECTRONIC SPINNER

World Renowned and Proven  
Spinner for 51 years (2024)

VERSATILE-EFFICIENT  
-FAST-RELIABLE

Motor guaranteed for 10 years.  
Superior gloss walnut finish.  
Moveable hook on flyer arm .  
Jumbo or standard bobbins.  
(or combination)  
Combo version [as pictured]  
\$1050.00 plus postage.  
Pause control. (add \$95.00)

254 Flaxen Hills Rd. Doreen,  
Melbourne, Victoria, Australia 3754.  
Look up website for more information  
[www.ertoel.com](http://www.ertoel.com)  
E. mail address: [ertoel@bigpond.com](mailto:ertoel@bigpond.com)

### "THE NEW AGE"



Have you always wanted a Roberta electronic spinner? Now is the time to get one. They will never be cheaper



# BATTLE OF THE SOFTIES

Beginners shouldn't start with Merino. Ever been told that? Well if Merino were the only fleece you had available, you'd learn to spin that. Stands to reason. The issue of mulesing is contentious, and I'll refrain from giving my own opinion on the subject. You can always ask about this before purchase.

So what is it about the Merino that would make most experienced spinners recommend a Corriedale or an English Leicester to a newbie? For a start, the staple length. Merino is short. When I first joined the Guild, a fleece seller refused to let me buy a short-staple fleece as they thought it would be too much hard work. Fair enough, I was grateful for the advice. I then noticed that the senior (not necessarily in age, please note) members of the Guild opted for an English Leicester fleece. However, I notice more and more that the newer spinners (regardless of age again!) tend to spin a lot more finely, and a single lock of Merino spun laceweight can last just as long in the hands as that of a Leicester spun for plying DK/8-ply. Read on...

The next thing to consider is the fineness of the fibre (18-22 microns is the usual range). Merinos are known for their softness and therefore the wonderful felting ability of the fibre – as well as pilling. Hmm... So it does need some extra considerations when spinning to make sure the yarn doesn't get teenage acne. This is where experience comes in handy, but doesn't necessarily form a barrier to the beginner.

Thirdly, to scour or not to scour... Here I'll introduce Margaret Stove - a New Zealander and a world authority on handspinning Merino. In the Guild library we have her DVD: Spinning for Lace. She explains that a Merino fleece is around 40% grease by weight. If you spin in the grease, once you scour the yarn its structure loses 40% of body and you end up with a piece of straggly seaweed. She does however give a variety of interesting ways of scouring the locks. And spin it worsted rather than woollen – less likely to pill. A tighter spin also makes for less pilling, but then again spinning a fine fleece tightly takes away some of the fluffy-bunnyness....

So after all that, why would you spin Merino? Because you can, and you can do it well. Pure Merino fleeces and also X's are not hard to come by. I recently bought a 5kg X fleece on Ebay. Overkill, but I'll use it (eventually). If fleeces aren't available, tops/roving readily are. The Australian economy was built on the back of the Merino, if that helps convince you.

Any alternatives that are still finewool and soft? There sure are! If you want to buy local, get a Polwarth (21-26 microns). This breed is 75% Merino (for fineness and softness) and 25% Lincoln (for length). If you participated in the Guild's 60th Anniversary Birthday Challenge, you were spinning Adelaide Hills Polwarth, dyed by Kathy's Fibres. As for the fleece, the staples are longer than a Merino and overall easier to deal with. One of our regular fleece seller offers Polwarth for sale.

Then there's Rambouillet (18-24 microns), sometimes known as French Merino. I managed to spin and knit a sample before the rest of the roving and drop spindle was dealt with by one of my doggies going through the destructor-pup/velociraptor stage. I can't remember how I spun the yarn, but the knitted sample is of larger gauge than the Ashford Merino. Are you likely to come across a Rambouillet fleece in Australia? Nah. Rovings/tops only.



# BATTLE OF THE SOFTIES

Still not a fan of the super softies? Go for a Bluefaced Leicester (BFL; 24-28 microns). You can occasionally buy some raw fleece in Australia, but it's not common. Rovings/tops are however easy to find. The advantage of this breed is that the staples are longer and still soft. Don't confuse the BFL with an English Leicester or Border Leicester; the latter two aren't as soft at 30+ microns. I found the BFL roving rather wispy after spinning the Rambouillet. The resulting sample is however firmer, but still soft and not nearly as likely to pill as the Merino.

What about the other softies offered by our regular fleece sellers? I'm off for a cuppa, so you'll have to wait until next time.

-Andy

(pic, L - R: Merino, Rambouillet, BFL)



## Spotted at the Guild



Fay's vest was spotted at the April meeting...

It has held up very well, as its 'era is Charles and Diana'.

it is handspun from a grey fleece, and some of the fleece was dyed blue.

The pattern specified with or without sleeves. it has 'wings' that were picked up and knit up and down the sides of the vest which give it an interesting silhouette.



Enken's hand sequined rooster jacket

Barb's handknit red vest





# SIT DOWN AND HAVE A CHAT



**Now we may be able to sit down with Cheryl and have a chat!**

The Guild library is one of the Guild's treasures. It is a repository of more than 4,000 items of books, magazines and audio visual material put together and organised by Cheryl Koglin and her friend and tireless worker, Margaret Perry over more than 25 years!

What an amazing achievement -- when they began their duties there were little more than 500 items!

Cheryl has a background in human resources and began her career as a weaver learning with Bev Bills. A later move to the country put paid to her ongoing making of cloth – a joy in her life—and now she is to be found spinning a fine thread and knitting the most complex of patterns – which she constantly assures us are not very difficult! (Oh yeah!) And she now has alpacas on her property in the country.

The library is a wonderful resource for all of us. Cheryl has also organised a significant download of articles from the Interweave website for the Guild's use. (For example – instructions on dyeing in the kitchen...now there's a challenge!)

She is delighted about the changing of the guard and believes that the enthusiasm of the younger members will be important for the Guild to continue its presence and relevance to our lives. She looks forward to having time to do “stuff” for herself – including her extensive garden which she loves.

On Guild days the library desk is always busy. It was not possible to have an uninterrupted chat with Cheryl – which is as it should be, but now that Alison is to be our new librarian we may be able to sit down with Cheryl and have a chat!

Thank you Cheryl.  
Janet Maughan





# OFF THE SHELF



Do you Crochet? Looking for a challenge? The Guild has a new book in the library called “Sophie’s Universe” it’s a Crochet along project by Dedri Uys Don’t know what a Crochet along is it’s a journey that you take step by step showing pictures and how to instructions, you don’t start big but step by step. The instructions are simple the end result is amazing. You will have a blanket there are lots of different stitches and techniques to learn NO sewing squares together and only 100 rounds, Sounds easy doesn’t it? Give it a try borrow the book.

Other new items are the latest Ply magazine, Demystifying Double knitting a great easy book by Nathan Taylor. Double knitting produces reversible multi coloured knits step by step tutorial on the basic double knitting techniques.

I was in the library the other day assisting Alison (the new librarian) and someone came in and didn’t know that we have dvd’s we don’t have a big collection but we do have some. :A knitter’s guide to color” with Laura Bryant This DVD will bring excitement to your knitwear.

- It will show How to make color stories with a knowledge of color values and wights
- How to recognize color relationships and interactions
- How to design your knitwear using color for more visual impact and much more.

Another is

Vertically stranded color work. Quite a different approach by Lorilee Beltman With this video you will

- Learn the simple stitches comprising Vertically Stranded Colorwork
- Manage y our main and contrasting strands using a yar butterfly?
- Work vertical colorwork both flat and in the round
- Experiment with colors, textures and patterns to create unique designs
- Tain tools to prevent problems and troubleshoot your knitting

I would like to thank the Guild for giving me the opportunity to be the librarian for 22 years. I would like to also thank the people that have helped make the library what it is a very good resource for your craft. Thanks to Margaret for her assistance of over 20 years. I wish Alison all the best and remind her that she has be best job in the guild.

-Cheryl



# EQUIPMENT FUND

The Why Wednesday! evening spinning group have an exciting new project to announce and we welcome everyone to join us.

We are starting an Equipment Library for all members to use while at The Guild. This library would consist of all sorts of tools and equipment for spinning, weaving, felting, dyeing and braiding. All those things that are too big or not used often enough to store at home or that you don't want to be lugging to The Guild every time you come in for a chat. They would be for use exclusively inside the building and not leave.

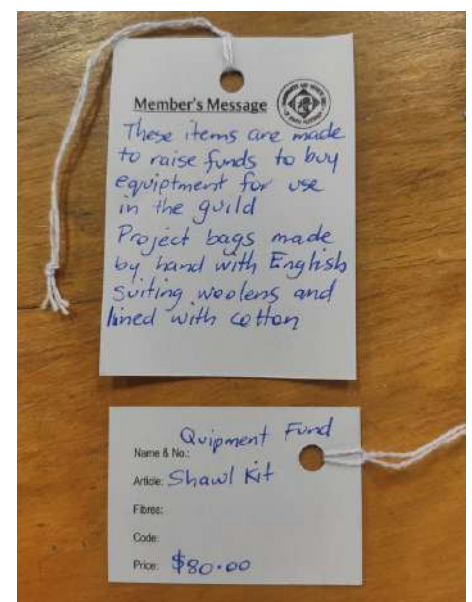
To help fund this endeavour we are selling goods through The Little Glory Gallery. Diedre, Fay and Karina have been generous with their time and assistance and set up an Equipment Fund account for this endeavour. We put our first item in the gallery at the May meeting and it has already sold! At the moment we are focusing on knitting kits containing handspun yarn, needles and a tailored project bag. if you have some handspun yarn or your own pattern that you would like to add we would gladly welcome additions from all members. If any members would like to us the Equipment Fund code on any goods sold in the gallery we would be very appreciative, and any proceeds will go directly into the Equipment Fund.

Our first purchase will be a large drum carder that will be able to process a jumper's quantity of clean fleece effectively. Aim big!

We would welcome further ideas and input from all members. At this stage we're not ready to accept equipment donations, but hope to be able to in the close future.

A big shout out to all the members who have made this possible and to those who have already donated time and resources.

For further information please email [hswnwssa@gmail.com](mailto:hswnwssa@gmail.com)





# FROM THE VAULTS

*The year was 1983, the Ash Wednesday fires swept thorough the Adelaide hills, the first woman was elected Lord Mayor of the city and the Little Glory Gallery officially opened. The Guild Hall was officially opened, by a local councillor who fully supported the Guild as it 'was the kind of development needed for the area...[the local council was] ...keen to support organisations which keep people occupied" There you go- The HSWG of SA, keeping people out of mischief since 1983.*

One of my favourite things about these older Guild News are the descriptions of items left on the trading table, see below. Mentioned several times over the year was the Yvonne Newell Workshop, so I've added the write of of that as well.

Mary Schmidt used a traditional Scottish pattern 'Herringbone' to knit a grey merino handspun pullover (April 1983)

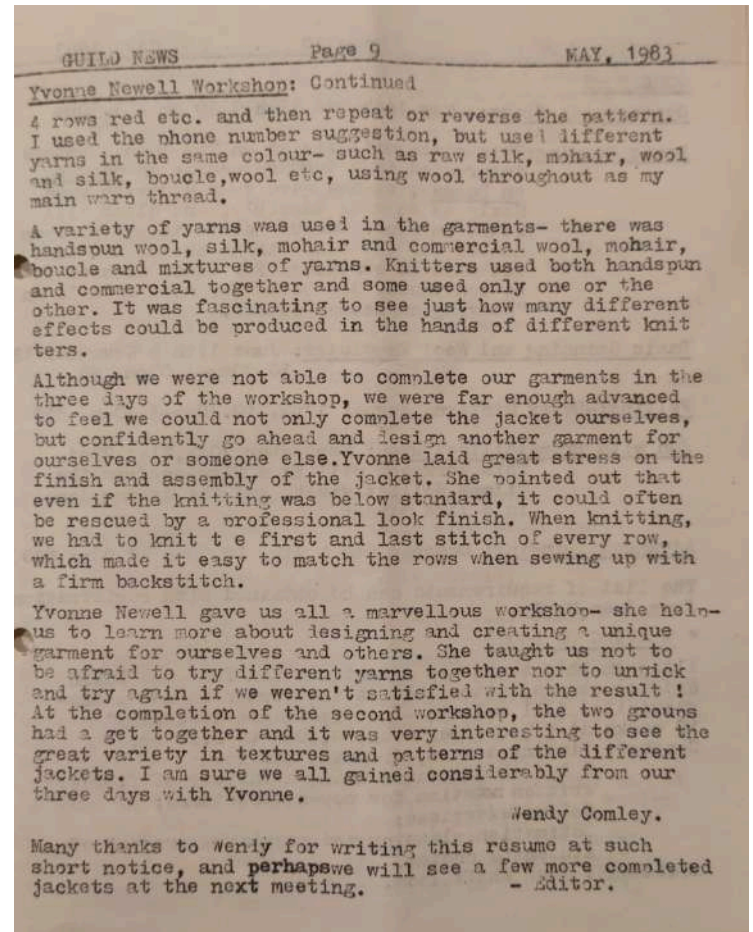
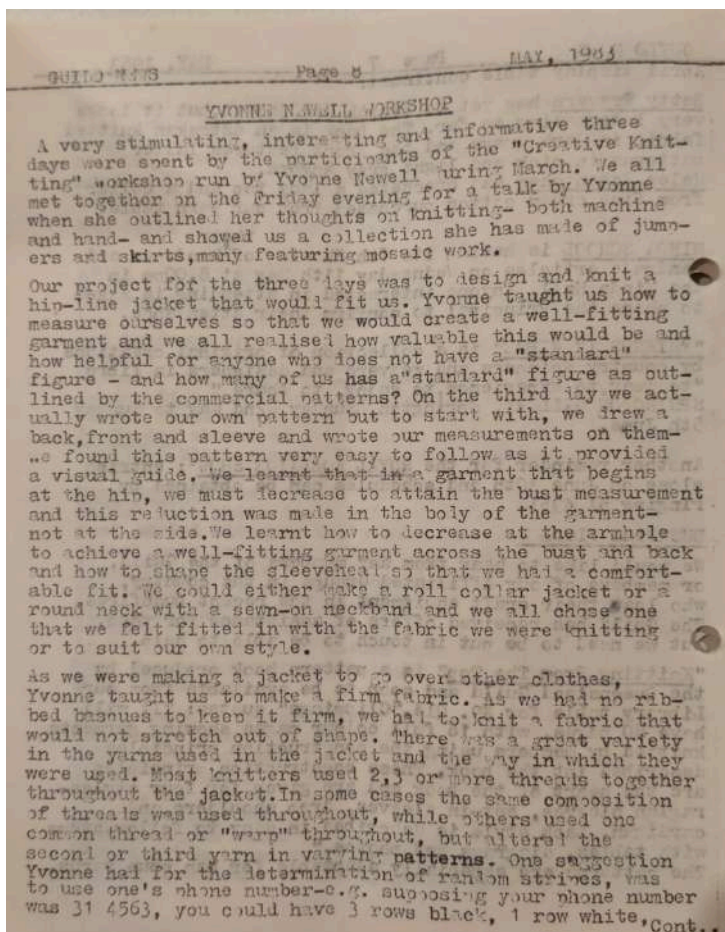
Fay Harding has also completed her Yvonne Newell jacket. It is a blue/grey mixture using grey handspun merino, wool/alpaca and wool/acrylic. A very cosy jacket for cold winter evenings. (June 1983)

Jan Clifford brought along her 'Yvonne Newell' jacket- she had used brown merino, tussah silk and merino dyed with coffee (August 1983)

Jo Mewett displayed a collection of lavender bags; also a sample of felting made from a mixture of merino and corriedale combings; and two skeins of wool dyed with orange toadstools (October 1983)

Kath Clarke kitted a sleeveless jacket in crossbreed wool, which weighed 300g (December 1983)

Betty Travers has yet to finish her jacket but it looks very interesting so far. The back is an astraka knitted fabric in dark greys and the front features ladder patterns in pink and light grey angora.





# GUILD GROUPS



Carolyn from the Tuesday spinners showing off her most recent creation: an intarsia knit wattle cardigan. Carolyn makes the most amazing pieces of wearable art from patterns she designs herself.



We had the inaugural meeting of the First Saturday Social group in June. We were able to ooh and ahh over new purchases and ride the inspiration wave from the morning's meeting. Everyone is welcome to join us, we look forward to meeting more members.

## Kumi-capers

Kumihimo Project Group has wound-up with the completion of our exhibition at Gallery M. Thanks to Janet M, who coordinated the group.

However, pop-up Kumihimo and other braiding activities continue in the guild... so if you would like to try, or need some trouble shooting... here's some places / times to check out:

- Weaver Birds - Wednesdays 10am to 2pm - Pat M will be there most Wed, and Helen V on the 3rd Wed of the month.
- Why Wednesdays group 5.30-8.30pm random learning opportunities with Helen V including fill-the gap, varied braids on disc and plate, kumifelt, takadai ...some Wed evenings!
- Sunday Felt 3rd Sunday of the month 10am to 2pm. Come and learn to make a kumifelt scarf or braided cord with Helen V (Message in advance to check availability: 0428459672).

Considering Come-N-try activities / workshops for school holidays or during SALA... let us know if you are interested!

Regards and KOKO (keep on kumihimo-ing on)

## Groups List

### Felt Collective

Meet on the first Wednesday of the month from 10.30. Bring materials, equipment, lunch. Contact Kirsten [kirsten.ohlahaber@internode.on.net](mailto:kirsten.ohlahaber@internode.on.net)

### First Saturday Social

Hang around after the Guild Meeting on the first Saturday for a chat and craft. All welcome.

### Spin to Make

Meet on the second Saturday of the month. 12-3. Contact Karen for more information 0421 483 702

### Spinning Get Together

Group meets every Tuesday 9-1, Spinning skills are taught, beginners please arrive by 9.30.

### Sun Felters

Meet on the third Sunday of the month from 9.30am. Basic skills required, bring your own materials and equipment. Contact Helen for more information 0428 459 672

### Weavers Anonymous

A problem solving group who meet at alternate Guild Meetings or via Facebook. Contact Kate for more information 0418 804 230

### Weaver Birds

Group meets every Wednesday 10.30-2.30. Bring your portable loom or other equipment or book a Guild floor Loom

### Weavers Study Group

A working group at the Guild Meeting in Feb and Aug to exchange samples.

### Why Wednesday

Meets on the second and fourth Wednesdays of the month, 5.30 -8.30. Feel Free to bring your diner, all fibre crafts welcome.



# NATURAL DYEING

And then again, What if!

So, what if the 10 gram in-the-jar-experiment produced an exceptional colour and there was plenty of colour left in the solution? This was the case with my home-grown madder. Taking a clue from previous experience with walnut skins, one skein after another went into the jar, together with an appropriate quantity of mordant. So far, the skein count is 17, and there is still colour present. See below moving clockwise from darkest skein.

The next “what if” landed with a gift of lichen – the green-grey one that seems to grow everywhere, on the Hill’s hoist, the edges of the solar panels, on roofs etc. Rumour has it that Lichen needs urine to extract the dye compound; but what if it just needs something alkaline? OK, experiment on!

Jar A with a handful of lichen, urine [don’t ask] was left to soak placed on top of the water heater outside, with a lid, and stirred from time to time. It took a good week for colour to develop - the control jar.

Jar B was made up with a solution of wood-ash liquor (ash from the wood stove, water, stirred and strained through a coffee filter) and produced the first colour after only a few minutes.

Jar C was made up with the lichen, water and a tiny amount of washing soda – colour developed as the crystals dropped through the water.

All three were left for a good 6 months to be on the safe side. Then 2 x 10 gram skeins went into each jar, one mordanted and one not since lichen is supposed to be a substantive dye stuff, together with more water to give the skeins room to move. All heated up in their jars in the waterbath, and left to cool overnight. Similar results of a soft mid-brown from each pair.

Then the “what if” tingle was back . . . let’s try just soaking in water. Overnight, then a short heat in the microwave, hey presto colour! I was so excited that in went an unmordanted skein, and heated further but in the water bath. After a while, I lifted it out to find a nice orange hue, so popped it back in again. After further heating and cooling overnight, a really attractive chestnut brown appeared. Now I have to try again, less time heating, to get the orange! It never ends, how exciting!\*\*

Once more, still lots of colour left in the jar, so in went an unmordanted skein. A much lighter result than the other pairs, probably because I did them separately and the first skein got most of the colour.

Note: Mordants were alum and cream of tartar. Water is rainwater. Lichen estimated to be about 15 grams – enough to fill a fist and slightly crushed.

\*\*And . . .results just in . . . lichen/rainwater/mordanted 10g skein, less cooking time – excellent orange colour!

-Jill B



Image: left : L to R  
Jar A, Jar B, Jar C  
plain and mordanted  
skeins.

Right : plain and  
mordanted skeins in  
water long simmer  
and shorter simmer.



# WORKSHOPS

For further information or to book a place at any Workshop, contact the workshop co-ordinator Sharn at [hswgworkshopsa@gmail.com](mailto:hswgworkshopsa@gmail.com) or, speak her to on Guild Meeting Day at The Workshop Table

## Weaving: The Laces Workshop Series

A SERIES OF 5 full day WORKSHOPS  
(NOTE CHANGE OF ORDER 1/2/24 )

Held once a month over 5 consecutive months, these workshops will give you a working introduction to the Lace weaves. The laces are beautiful techniques and with particular yarns can make for truly magical fabric.

You may sign up for individual classes or complete all five. Registration closes one month prior to workshop.

The first four workshops are suitable for 4 or 8 shaft looms

Workshop 3. Atwater Bronson on Sunday 16/6/2024  
Workshop 4. Huck Lace on Sunday 21/7/2024

The final workshop is only suitable for 8 shaft looms  
Workshop 5. Double weave Huck Lace on Sunday 18/8/2024

The day will start with weaving theory to learn what makes the laces different. Classes once a month will allow you to weave off your sample and warp up for a project to bring for the next class.

## NUNO FELTING WITH PRE-FELTS WORKSHOP

WHEN: SATURDAY 22ND JUNE 2024  
Registration closes Saturday 18TH MAY. Max 6 participants

TUTOR MARY SHARPE (Guild member )  
HALF DAY WORKSHOP from 10am until 1pm (1/2 hour break for BYO brunch)  
COST \$30 members, \$35 Affiliated members, \$40 others. PLUS KIT \$40 (to be paid for at registration)  
TUTOR: MARY SHARPE (Guild member)

Mary is an amazingly skilled felter, dyer and eco-printer. Many of us have had the opportunity to admire her work in the gallery and the beautiful garments she sometimes wears to meetings. She has kindly agreed to share her talent, skills and knowledge in this wet felting workshop.

Participants will learn to incorporate fabric in their felting and to make pre-felts. Mary will demonstrate how to dye silk with silk dyes and everyone will learn how to make a pre-felt. Participants will felt a scarf (180 x 30cms) using dyed silk and pre-felts.  
Kit provided: All materials and equipment will be provided to produce one silk scarf (180x 30cms) including several colours of fine merino wool; a selection of silk fabrics and other decorative fibres.



**2024 Competition Theme – Fire and Ice**



Enter the annual [Australian Sheep and Wool Show](#) Woolcraft Competition for 2024 with seventy classes to choose from including; spinning, knitting, crocheting, felt making and hand weaving, as well as group entries.

Each class is eligible for a prize and each entry is also available for special prizes based on criteria. All exhibits will be on display during the Show with fashion garments modelled at the Woolcraft fashion parades each day.

Competition theme: Fire and Ice

Feature breed: Dohne Merino

Entry forms due by Friday, 7 June 2024 (do not send exhibits with entry form)  
Exhibits due by Friday, 5 July 2024 (by post) and Tuesday, 16 July 2024 (delivered by hand)



# DATES TO REMEMBER

June	<p><b>1</b> June Guild Meeting  <b>7</b> Entries for Bendigo Woolcraft competition due  <b>16</b> Weaving Theory The Laces Workshop 3 -Atwater Bronson  <b>16</b> Affiliate Group Gumeracha Spinners and Weaver's Open Day 10-3 Gumeracha Town Hall  <b>21-24</b> Alice Springs Beanie Festival  <b>21</b> Royal Adelaide Show Handicrafts Section Entries Close  <b>22</b> Nuno Felting with Pre-Felts Workshop  <b>22</b> Beanies to Berets Textile Market Port Noarlunga  <b>30</b> Affiliate Group Gumeracha Handspwinners and Weavers are at the Gumeracha Fifth Sunday Markets</p>
July	<p><b>5</b> Entries for Bendigo Woolcraft Competiion need to be recieved  <b>6</b> July Guild Meeting  <b>20</b> Final date for Aug-Sept Guild News Submissions  <b>21</b> Weaving Theory The Laces Workshop 4 -Huck Lace</p>
August	<p><b>3</b> August Guild Meeting  <b>3</b> Affiliate Group Aldinga and Sellick Beach Spinners Open Day Fleece to Fashion 10-3.  <i>Members have lots of lovely things made in pure wool for sale also fleece sellers,raffle and coffee van</i>  <b>31-Sept 8</b> Royal Adelaide Show</p>
September	<p><b>7</b> September Guild Meeting  <b>21</b> Final date for Oct-Nov Guild News Submissions  <b>29</b> Affiliate Group Gumeracha Handspwinners and Weavers are at the Gumeracha Fifth Sunday Markets</p>
October	<p><b>5</b> October Guild Meeting Annual General Meeting</p>
November	<p><b>2</b> November Guild Meeting  <b>23</b> Final Date for December-Jan Guild News submissions</p>
December	<p><b>1</b> December Guild Meeting</p>



# NOTICEBOARD

## Weaving Classes with Bev Bills

Beginners to advanced 2, 4, 8, 16 shafts, inkle, rug and tapestry weaving.  
Various yarns available, wool cotton, some linen and seine twine for tapestry weaving.  
Classes at Studio B, 5 Whaddon Rd, Brooklyn Park, Mon 9.30-2.30, Sat 1-4.  
Contact Bev on [bbills@bigpond.net.au](mailto:bbills@bigpond.net.au), 0415 616 900 or 8443 6102

## CAN YOU HELP?

Do you have any bits and pieces of tops, woollen yarn or materials suitable for felting that you would like to give to a good cause?

Guild member Louise Davies is teaching basic felting to small groups of disadvantaged and marginalised people in the community. This is being done on a very tight budget from small grants. It is bringing joy, a great sense of achievement and the opportunity to socialise to individuals who would not otherwise have the opportunity .

If you have anything please bring it into the Guild in a labelled bag and we can pass it on.

The Red Cross SA Knitter's Group are always looking for donations of 8ply acrylic. Contact [kbach@redcross.org.au](mailto:kbach@redcross.org.au) or [saknitters@redcross.org.au](mailto:saknitters@redcross.org.au)

Depending on circumstances they may be able to arrange pickups/



## Alpaca Competition

The Australian Alpaca Association is running a craft exhibit competition at the AAA National Alpaca Show

The show is 16-18 August in Bendigo. Entries are now open and close 26/7/24. It's a \$10 fee per entry and there are handspinning, handweaving, knitting, and felting categories. you can ask for a PDF copy of the categories form [hswgnewssa@gmail.com](mailto:hswgnewssa@gmail.com)

For more information check their website or contact Judi at [alpacacraft24@gmail.com](mailto:alpacacraft24@gmail.com)



## Crafting with kids!

The Guild has been asked if we would like to teach our crafts to home-schooled children and youth. The students would come one day a week with their parents and craft with guild members.

This can be a very rewarding activity for all. You will need a current Working with Children Check. For further info

[<spinweavesa@gmail.com>](mailto:spinweavesa@gmail.com)

For details about how to advertise in the Guild News please check the Guild Website <https://sites.google.com/site/handspinweavesa/about-us/guild-news?authuser=0>

## Certificate in Hand Spinning 2024 & Intakes

Individuals interested in the Certificate of Hand Spinning, a 3-year, 3-module spinning course that embraces skill building via independent distance study, should contact the Registrar at [learn@spinweavensw.org](mailto:learn@spinweavensw.org) for a detailed information pack that outlines course content and requirements. The course is not designed for new spinners but rather those who can spin and who seek to elevate their spinning and ability to intentionally produce beautiful yarn that is fit for the desired purpose.

A pre-course task is required to be completed and sent to the Guild to help assess your suitability and future learning goals. This is coordinated by the Registrar, Helen Storey.

The next course will commence on 1st July 2024, closing date for applications will be 31 May 2024.



DAWN will be open to the public from 10 May - 30 June 2024. Dentons, Level 1, 19 Gouger Street, Adelaide <https://www.dsfa.org.au/dawn-2024/>